

CIN No. L17110GJ1995PLC027025

15.07.2015

To,
Corporate Relations Department
Bombay Stock Exchange Limited
Limited
2nd Floor, P.J. Towers,
Dalal Street,
Mumbai - 400 001.

To,
Corporate Relations Department
National Stock Exchange of India

Exchange Plaza
Plot No. C/1, G-Block
Bandra Kurla Complex
Bandra (E),
Mumbai - 400 051

Company Code: 532888

Company Code : ASIANTILES

Dear Sir,

Sub.: Submission under Clause 35 of Listing Agreement

Pursuant to Clause 35 of the Listing Agreement relating to Shareholding Pattern, kindly find enclosed herewith the attachment with regard to the Shareholding Pattern of Asian Granito India Limited for the quarter ended on 30th June, 2015.

Please find the above in order.

Thanking You,

Yours faithfully,



For ASIAN GRANITO INDIA LIMITED




Renuka A. Upadhyay
DGM & Company Secretary
Secretarial and legal

Encl: Shareholding Pattern


Introductory sub-table (I)(a)

Name of the Company: ASIAN GRANITO INDIA LIMITED			
Scrip Code: NSE : ASIANTILES, BSE: 532888 Name of the scrip: Asian Granito India Limited, Class of Security: Equity			
Quarter ended: 30.06.2015			
Partly paid-up shares:-	No. of partly paid-up shares	As a % of total no. of partly paid-up shares	As a % of total no. of shares of the company
	Held by promoter/promoter group	NIL	NIL
	Held by public	NIL	NIL
	Total	NIL	NIL
Outstanding convertible securities: No. of outstanding securities			
	As a % of total no. of outstanding convertible securities	As a % of total no. of shares of the company, assuming full conversion of the convertible securities	
	Held by promoter/promoter group	NIL	NIL
	Held by public	NIL	NIL
	Total	NIL	NIL
Warrants:-			
	No. of warrants	As a % of total no. of warrants	As a % of total no. of shares of the company, assuming full conversion of warrants
	Held by promoter/promoter group	NIL	NIL
	Held by public	NIL	NIL
	Total	NIL	NIL
Total paid-up capital of the company, assuming full conversion of warrants and convertible securities			
22582541 Equity Share of Rs. 10 Each			




Statement Showing Shareholding Pattern

Category code	Category of Shareholder	Table (I)(a)						Shares Pledged or otherwise encumbered	
		Number of Shareholders	Total number of shares	Number of shares held in dematerialized form	Total shareholding as a percentage of total number of shares		Number of shares	As a percentage of (IX) = (VIII)/(IV)*100	
					As a percentage of (A+B) ¹	As a percentage of (A+B+C)			
(I)	(II)	(III)	(IV)	(V)	(VI)	(VII)	(VIII)	(IX)	
(A)	Shareholding of Promoter and Promoter								
1	Indian								
(a)	Individuals/ Hindu Undivided Family								
(b)	Central Government/ State Government(s)	27	8472608	8472608	37.52	37.52	0	0.00	
(c)	Bodies Corporate	0	0	0	0.00	0.00	0	0.00	
(d)	Financial Institutions/ Banks	0	0	0	0.00	0.00	0	0.00	
(e-i)	Any Others(Specify)	0	0	0	0.00	0.00	0	0.00	
(e-ii)		0	0	0	0.00	0.00	0	0.00	
	Sub Total(A)(1)	27	8472608	8472608	37.52	37.52	0	0.00	
2	Foreign								
a	Individuals (Non-Residents Individuals/ Foreign Individuals)	0	0	0	0.00	0.00	0	0.00	
b	Bodies Corporate	0	0	0	0.00	0.00	0	0.00	
c	Institutions	0	0	0	0.00	0.00	0	0.00	
d	Qualified Foreign Investor	0	0	0	0.00	0.00	0	0.00	
e	Any Others(Specify)	0	0	0	0.00	0.00	0	0.00	




(B)	Total Public Shareholding (B)= (B)(1)+(B)(2)	7925	14109933	14109820	62.48	62.48	929036	6.58
	TOTAL (A)+(B)	7952	22582541	22582428	100.00	100.00	929036	4.11
(C)	Shares held by Custodians and against which Depository Receipts have been issued							
1	Promoter and Promoter Group	0	0	0	0	0.00		0.00
2	Public					0.00		0
	Sub-Total (C)	0	0	0	0	0	0	0
	GRAND TOTAL (A)+(B)+(C)	7952	22582541	22582428	100.00	100.00	929036	4.11



(b) Statement showing holding of securities (including shares, warrants, convertible securities) of persons belonging to the category "Promoter and Promoter Group"


Sr. No.	Name of the shareholder	Details of Shares held		Encumbered shares (*)		Details of warrants			Details of convertible securities		Total shares (including underlying conversion of warrants and convertible securities) as a % of diluted share capital
		Number of shares held	As a % of grand total (A)+(B)+(C)	No.	As a percentage (V)=(VI)/(IV)*100	As a % of grand total (A)+(B)+(C) of sub-clause (I)(a) held	Number of warrants	As a % total number of warrants of the same class	Number of convertible securities held	As a % total number of convertible securities of the same class	
(i)	(ii)	(iii)	(iv)	(v)	(vi)	(vii)	(viii)	(ix)	(x)	(xi)	(xii)
1	Kamleshbhai Bhagubhai Patel	2438768	10.80	0	0.00	0.00	0	0	0	0	10.80
2	Mukeshbhai Jivabhai Patel	1715619	7.60	0	0.00	0.00	0	0	0	0	7.60
3	Sureshbhai Jivabhai Patel	1122793	4.97	0	0.00	0.00	0	0	0	0	4.96
4	Rameshbhai Bhikhabhai Patel	331615	1.47	0	0.00	0.00	0	0	0	0	1.47
5	287669		1.27	0	0.00	0.00	0	0	0	0	1.27
6	Punjabhai Motibhai Patel	255980	1.13	0	0.00	0.00	0	0	0	0	1.13
7	Bhogibhai B. Patel	242299	1.07	0	0.00	0.00	0	0	0	0	1.07
8	Hiraben Kamleshbhai Patel	216150	0.96	0	0.00	0.00	0	0	0	0	0.96
9	Dipakbhai Danjibhai Patel	216000	0.96	0	0.00	0.00	0	0	0	0	0.96
10	Kamleshbhai Bhagubhai Patel(HUF)	211400	0.94	0	0.00	0.00	0	0	0	0	0.94
11	Jivabhai Jethabhai Patel (HUF)	149600	0.66	0	0.00	0.00	0	0	0	0	0.66
12	Sureshbhai Jivabhai Patel (HUF)	148036	0.66	0	0.00	0.00	0	0	0	0	0.66
13	Bhagubhai Punjabhai Patel	133700	0.59	0	0.00	0.00	0	0	0	0	0.59
14	Bhagubhai Punjabhai Patel (HUF)	127700	0.57	0	0.00	0.00	0	0	0	0	0.57
15	Bhikhabhai Kodarbhai Patel	126710	0.56	0	0.00	0.00	0	0	0	0	0.56
16	Danjibhai Parshotambhai Patel	123700	0.55	0	0.00	0.00	0	0	0	0	0.55
17	Bhanuben Mukeshbhai Patel	121600	0.54	0	0.00	0.00	0	0	0	0	0.54
18	Chhayaben Sureshbhai Patel	108107	0.48	0	0.00	0.00	0	0	0	0	0.48
19	Mukeshbhai Jivabhai Patel (HUF)	91210	0.40	0	0.00	0.00	0	0	0	0	0.40
20	Hiraben Bhogibhai Patel	72760	0.32	0	0.00	0.00	0	0	0	0	0.32
21	Dinpaliben Bhogibhai Patel	68340	0.30	0	0.00	0.00	0	0	0	0	0.30
22	Gitaben Rameshbhai Patel	43906	0.19	0	0.00	0.00	0	0	0	0	0.19
23	Vinaben H.Patel	35850	0.16	0	0.00	0.00	0	0	0	0	0.16
24	Bhogibhai B. Patel (HUF)	34700	0.15	0	0.00	0.00	0	0	0	0	0.15
25	Ushaben D. Patel	24731	0.11	0	0.00	0.00	0	0	0	0	0.11
26	Chandrikaben Denajibhai Patel	12365	0.05	0	0.00	0.00	0	0	0	0	0.05
27	Dipakbhai D.Patel	11300	0.05	0	0.00	0.00	0	0	0	0	0.05
TOTAL		8472608	37.52	0	0.00	0.00	0	0	0	0	37.52

(*) The term "encumbrance" has the same meaning as assigned to it in regulation 28(3) of the SAST Regulations, 2011




(D)(c)(i) Statement showing holding of securities (including shares, warrants, convertible securities) of persons belonging to the category "Public" and holding more than 1% of the total number of shares

Sr. No.	Name of the shareholder	Number of shares held	Shares as a percentage of total number of shares {i.e., Grand Total (A)+(B)+(C) indicated in Statement at para (D)(a) above}	Details of warrants		Details of convertible securities		Total shares (including underlying shares assuming full conversion of warrants and convertible securities) as a % of diluted share capital
				Number of warrants held	As a % total number of warrants of the same class	Number of convertible securities held	% w.r.t total number of convertible securities of the same class	
1	Asian Overseas Ltd.	695290	3.08	0	0	0	0	3.08
2	Orange Mauritius Investments Ltd.	580000	2.57	0	0	0	0	2.57
3	Jayantibhai Madhabhai Patel	510739	2.26	0	0	0	0	2.26
4	Vinodbhai Lalabhai Patel	505889	2.24					2.24
5	AGL Infrastructure Pvt. Ltd.	450689	2.00					2.00
6	Nidhi Securities Ltd.	419462	1.86	0	0	0	0	1.86
7	Dolly Khanna	391056	1.73					1.73
8	Seetha Kumari	288746	1.28	0	0	0	0	1.28
9	Bhikhabhai Vajibhai Patel	285226	1.26	0	0	0	0	1.26
10	Ramjibhai Purnhottambhai Patel	262011	1.16	0	0	0	0	1.16
11	Cheri Ceramics Pvt. Ltd.	255000	1.13	0	0	0	0	1.13
	TOTAL	4644108	20.57	0	0	0	0	20.57




(D)(c)(ii) Statement showing holding of securities (including shares, warrants, convertible securities) of persons (together with PAC) belonging to the category "Public" and holding more than 5% of the total number of shares of the company

Sr. No.	Name(s) of the shareholder(s) and the Persons Acting in Concert (PAC) with them	Number of shares	Shares as a percentage of total number of shares {i.e., Grand Total (A)+(B)+(C) indicated in Statement at para (D)(a) above}	Details of warrants		Details of convertible securities		Total shares (including underlying shares assuming full conversion of warrants and convertible securities) as a % of diluted share capital
				Number of warrants	As a % total number of warrants of the same class	Number of convertible securities held	% w.r.t total number of convertible securities of the same class	
			0.00	0	0			0
TOTAL		0	0.00	0	0	0	0	0




(D)(d) Statement showing details of locked-in shares:

Sr. No.	Name of the shareholder	Number of locked-in shares	Locked-in shares as a percentage of total number of shares {i.e., Grand Total (A)+(B)+(C) indicated in Statement at para (I)(a) above}
TOTAL		0	0.00



(II)(a) Statement showing details of Depository Receipts (DRs)

Sr. No.	Type of outstanding DR (ADRs, GDRs, SDRs, etc.)	Number of outstanding DRs	Number of shares underlying outstanding DRs	Shares underlying outstanding DRs as a percentage of total number of shares {i.e., Grand Total (A)+(B)+(C) indicated in Statement at para (D)(a) above}
1		0	0	0.00
TOTAL		0	0	0.00



(II)(b) Statement showing holding of Depository Receipts (DRs), where underlying shares held by "promoter/promoter group" are in excess of 1% of the total number of shares

Sl. No.	Name of the DR Holder	Type of outstanding DR (ADRs, GDRs, SDRs, etc.)	Number of shares underlying outstanding DRs	Shares underlying outstanding DRs as a percentage of total number of shares {i.e., Grand Total (A)+(B)+(C) indicated in Statement at para (I)(a) above}
1		0	0	0.00
TOTAL		0	0	0.00

