

Shareholding Pattern under Regulation 31 of SEBI (Listing Obligations and Disclosure Requirements) Regulations, 2015

1.	Name of Listed Entity: Asian Granito India Limited
2.	Scrip Code/Name of Scrip/Class of Security: 532888
3.	Share Holding Pattern Filed under: Reg. 31(1)(a)/Reg. 31(1)(b)/Reg.31(1)(c)
	a. If under 31(1)(b) then indicate the report for Quarter ending : Pre Scheme
	b. If under 31(1)(c) then indicate date of allotment/extinguishment
4.	Declaration: The Listed entity is required to submit the following declaration to the extent of submission of information:-

	Particulars	Yes*	No*
1	Whether the Listed Entity has issued any partly paid up shares?		No
2	Whether the Listed Entity has issued any Convertible Securities or Warrants?	Yes	
3	Whether the Listed Entity has any shares against which depository receipts are issued?		No
4	Whether the Listed Entity has any shares in locked-in?	Yes	
5	Whether any shares held by promoters are pledge or otherwise encumbered?		No

* If the Listed Entity selects the option 'No' for the questions above, the columns for the partly paid up shares, Outstanding Convertible Securities/Warrants, depository receipts, locked-in shares, No of shares pledged or otherwise encumbered by promoters, as applicable, shall not be displayed at the time of dissemination on the Stock Exchange website. Also wherever there is 'No' declared by Listed Entity in above table the values will be considered as 'Zero' by default on submission of the format of holding of specified securities.

GENERATED ON : 25/08/2023

NSDL :

CDSL :



Asian Granito India Limited - Shareholding Pattern Pre Scheme

Table I - Summary Statement holding of specified securities

Category	Category of shareholder	Nos. of shareholders	No. of fully paid up equity shares held	No. of Partly paid-up equity shares held	No. of shares underlying Depository Receipts	Total nos. shares held	Shareholding as a % of total no. of shares (calculated as per SCRR, 1957)	Number of Voting Rights held in each class of securities			No. of Shares Underlying Outstanding convertible securities (Including Warrants)	Shareholding, as a % assuming full conversion of convertible securities (as a percentage of diluted share capital)	Number of Locked In shares		Number of Shares pledged or otherwise encumbered		Number of equity shares held in dematerialised form	
								No of Voting Rights					Total as a % of (A+B+C)	No. (a)	As a % of total Shares held(b)	No. (a)		As a % of total Shares held(b)
								Class eg: X	Class eg: y	Total								
(i)	(ii)	(iii)	(iv)	(v)	(vi)	(vii) = (iv)+(v)+ (vi)	(viii) As a %	(ix)			(x)	(xi) = (vii)+(x)	(xii)	(xiii)	(xiv)			
(A)	Promoter & Promoter Group	44	36775317	0	0	36775317	29.0151	36775317	0	36775317	29.0151	12517318	33.5221	23468246	18.5161	0	0.0000	36775317
(B)	Public	91866	89969999	0	0	89969999	70.9849	89969999	0	89969999	70.9849	7782682	66.4779	0	-	NA	0.0000	89969766
(C)	Non Promoter - Public	0	0	0	0	0	0.0000	0	0	0	0.0000	0	-	0	-	NA	0.0000	0
(C1)	Shares Underlying DRs	0	0	0	0	0	0.0000	0	0	0	0.0000	0	-	0	0.0000	NA	0.0000	0
(C2)	Shares Held By Employee Trust	0	0	0	0	0	0.0000	0	0	0	0.0000	0	-	0	0.0000	NA	0.0000	0
	Total	91910	126745316	0	0	126745316	100.0000	126745316	0	126745316	100.0000	2,03,00,000	100.0000	23468246	18.5161	0	0.0000	126745083

GENERATED ON :29/08/2023 NSDL : 25/08/2023 CDSL :25/08/2023



Asian Granito India Limited - Shareholding Pattern Pre Scheme

Table II - Statement showing shareholding pattern of the Promoter and Promoter Group

Category & Name of the shareholders	Entity Type	Nos. of share holders	No. of fully paid up equity shares held	Partly paid-up equity shares held	No. of shares underlying Depository Receipts	Total nos. shares held	Shareholding % calculated as per SCRR, 1957 As a % of (A+B+C2)	Number of Voting Rights held in each class of securities			No. of Shares Underlying Outstanding convertible securities (Including Warrants)	Shareholding, as a % assuming full conversion of convertible securities (as a percentage of diluted share capital)	Number of Locked in shares		Number of Shares pledged or otherwise encumbered		Number of equity shares held in dematerialised form		
								No of Voting Rights					Total as a % of Total Voting Rights	No. (a)	As a % of total Shares held(b)	No. (a)		As a % of total Shares held(b)	
								Class eg: X	Class eg: y	Total									
(I)		(II)	(IV)	(V)	(VI)	(VII) =	(VIII) As a %	(IX)			(X)	(XI) = (VII)+(X)	(XII)	(XIII)	(XIV)				
1	Indian																		
(a)	Individuals / Hindu Undivided Family	44	36775317	0	0	36775317	29.0151	36775317	0	36775317	29.0151	12517318	33.5221	23468246	63.8152	0	0.0000	36775317	
	Kamleshkumar Bhagubhai Patel	Promoters	1	8317258	0	0	8317258	6.5622	8317258	0	8317258	6.5622	3899914	8.3084	8317258	100.0000	0	0.0000	8317258
	Mukeshbhai Jivabhai Patel	Promoters	1	4948481	0	0	4948481	3.9043	4948481	0	4948481	3.9043	1951485	4.6924	4948481	100.0000	0	0.0000	4948481
	Bhaveshbhai Vinodbhai Patel	Promoters	1	4415401	0	0	4415401	3.4837	4415401	0	4415401	3.4837	1624455	4.1075	4415401	100.0000	0	0.0000	4415401
	Sureshbhai Jivabhai Patel	Promoter Group	1	3498481	0	0	3498481	2.7602	3498481	0	3498481	2.7602	1951485	3.7063	3498481	100.0000	0	0.0000	3498481
	Chhayaben Sureshbhai Patel	Promoter Group	1	1800000	0	0	1800000	1.4202	1800000	0	1800000	1.4202	0	1.2241	0	-	0	0.0000	1800000
	Kanubhai Bhikhabhai Patel	Promoters	1	1744365	0	0	1744365	1.3763	1744365	0	1744365	1.3763	0	1.8663	0	-	0	0.0000	1744365
	Girish N Patel	Promoters	1	1702139	0	0	1702139	1.3430	1702139	0	1702139	1.3430	0	1.1576	0	-	0	0.0000	1702139
	Dimpalben Bhogibhai Patel	Promoter Group	1	1582668	0	0	1582668	1.2487	1582668	0	1582668	1.2487	0	1.0763	0	-	0	0.0000	1582668
	Kamleshbhai Bhagubhai Patel Huf	Promoter Group	1	1204704	0	0	1204704	0.9505	1204704	0	1204704	0.9505	0	0.8193	0	-	0	0.0000	1204704
	Bhogilal Bhikhabhai Patel	Promoter Group	1	1098229	0	0	1098229	0.8665	1098229	0	1098229	0.8665	0	0.7469	0	-	0	0.0000	1098229
	Hinaben Kamleshbhai Patel	Promoter Group	1	1075000	0	0	1075000	0.8482	1075000	0	1075000	0.8482	0	0.7311	0	-	0	0.0000	1075000
	Pankaj M Patel	Promoters	1	1051149	0	0	1051149	0.8293	1051149	0	1051149	0.8293	651004	1.1576	1051149	100.0000	0	0.0000	1051149
	Dipak Narayanbhai Patel	Promoter Group	1	542905	0	0	542905	0.4283	542905	0	542905	0.4283	0	0.3692	0	-	0	0.0000	542905
	Alpaben J Patel	Promoter Group	1	529552	0	0	529552	0.4178	529552	0	529552	0.4178	325502	0.5815	529552	100.0000	0	0.0000	529552
	Narayanbhai M Patel	Promoter Group	1	459997	0	0	459997	0.3629	459997	0	459997	0.3629	0	0.3128	0	-	0	0.0000	459997
	Suresh Bhikhabhai Patel	Promoter Group	1	426309	0	0	426309	0.3364	426309	0	426309	0.3364	974979	0.9530	426309	100.0000	0	0.0000	426309
	Patel Girishbhai Manilal	Promoter Group	1	351417	0	0	351417	0.2773	351417	0	351417	0.2773	0	0.2390	0	-	0	0.0000	351417
	Bhanuben M Patel	Promoter Group	1	350000	0	0	350000	0.2761	350000	0	350000	0.2761	0	0.2380	0	-	0	0.0000	350000
	Rameshbhai Bhikhabhai Patel	Promoters	1	281615	0	0	281615	0.2222	281615	0	281615	0.2222	1138494	0.9658	281615	100.0000	0	0.0000	281615
	Girish N Patel Huf	Promoter Group	1	135661	0	0	135661	0.1070	135661	0	135661	0.1070	0	0.0923	0	-	0	0.0000	135661
	Bhogibhai B. Patel (Huf)	Promoter Group	1	128269	0	0	128269	0.1012	128269	0	128269	0.1012	0	0.0872	0	-	0	0.0000	128269
	Dipakkumar N Patel Huf	Promoter Group	1	127530	0	0	127530	0.1006	127530	0	127530	0.1006	0	0.0867	0	-	0	0.0000	127530
	Sangitaben G Patel	Promoter Group	1	124758	0	0	124758	0.0984	124758	0	124758	0.0984	0	0.0848	0	-	0	0.0000	124758
	Parulben Kanubhai Patel	Promoter Group	1	123503	0	0	123503	0.0974	123503	0	123503	0.0974	0	0.0840	0	-	0	0.0000	123503
	Narayanbhai M Patel (Huf)	Promoter Group	1	107568	0	0	107568	0.0849	107568	0	107568	0.0849	0	0.0732	0	-	0	0.0000	107568
	Khemiben M Patel	Promoter Group	1	99941	0	0	99941	0.0789	99941	0	99941	0.0789	0	0.0680	0	-	0	0.0000	99941
	Gitaben Pankajkumar Patel	Promoter Group	1	90896	0	0	90896	0.0717	90896	0	90896	0.0717	0	0.0618	0	-	0	0.0000	90896
	Paliben B Patel	Promoter Group	1	87971	0	0	87971	0.0694	87971	0	87971	0.0694	0	0.0598	0	-	0	0.0000	87971
	Bhikhabhai Valjibhai Patel	Promoter Group	1	78671	0	0	78671	0.0621	78671	0	78671	0.0621	0	0.0535	0	-	0	0.0000	78671
	Manilal Valjibhai Patel	Promoter Group	1	67692	0	0	67692	0.0534	67692	0	67692	0.0534	0	0.0460	0	-	0	0.0000	67692
	Bhikhabhai V Patel (Huf)	Promoter Group	1	59183	0	0	59183	0.0467	59183	0	59183	0.0467	0	0.0402	0	-	0	0.0000	59183
	Sureshkumar B. Patel (Huf)	Promoter Group	1	54493	0	0	54493	0.0430	54493	0	54493	0.0430	0	0.0371	0	-	0	0.0000	54493
	Kanubhai Bhikhabhai Patel (Huf)	Promoter Group	1	44666	0	0	44666	0.0352	44666	0	44666	0.0352	0	0.0304	0	-	0	0.0000	44666
	Pankajkumar M Patel	Promoter Group	1	24566	0	0	24566	0.0194	24566	0	24566	0.0194	0	0.0167	0	-	0	0.0000	24566
	Girishbhai M Patel Huf	Promoter Group	1	21216	0	0	21216	0.0167	21216	0	21216	0.0167	0	0.0144	0	-	0	0.0000	21216
	Manilal Valjibhai Patel Huf	Promoter Group	1	18983	0	0	18983	0.0150	18983	0	18983	0.0150	0	0.0129	0	-	0	0.0000	18983
	Bhagubhai Punjabhai Patel	Promoter Group	0	0	0	0	0	-	0	0	0	0	0.0000	0	#DIV/0!	0	0	0	
	Bhagubhai Punjabhai Patel Huf	Promoter Group	0	0	0	0	0	-	0	0	0	0	0.0000	0	#DIV/0!	0	0	0	
	Bhikhabhai Kodarabhai Patel	Promoter Group	0	0	0	0	0	-	0	0	0	0	0.0000	0	#DIV/0!	0	0	0	
	Hiraben Bhagubhai Patel	Promoter Group	0	0	0	0	0	-	0	0	0	0	0.0000	0	#DIV/0!	0	0	0	
	Jivabhai Jethabhai Patel (Huf)	Promoter Group	0	0	0	0	0	-	0	0	0	0	0.0000	0	#DIV/0!	0	0	0	
	Mukeshbhai Jivabhai Patel (Huf)	Promoter Group	0	0	0	0	0	-	0	0	0	0	0.0000	0	#DIV/0!	0	0	0	
	Sureshbhai Jivabhai Patel Huf	Promoter Group	0	0	0	0	0	-	0	0	0	0	0.0000	0	#DIV/0!	0	0	0	
	Gitaben Rameshbhai Patel	Promoter Group	0	0	0	0	0	-	0	0	0	0	0.0000	0	#DIV/0!	0	0	0	
	Jalajiben Hirenabhai Patel	Promoter Group	1	10	0	0	10	0.0000	10	0	10	0.0000	0	0.0000	0	-	0	0	



Vipulbhai V. Patel	Promoter Group	1	10	0	0	10	0.0000	10	0	10	0.0000	0	0.0000	0	0	0	10
Asmitaben B. Patel	Promoter Group	1	10	0	0	10	0.0000	10	0	10	0.0000	0	0.0000	0	0	0	10
Kuldeepbhai Rameshbhai Patel	Promoter Group	1	10	0	0	10	0.0000	10	0	10	0.0000	0	0.0000	0	0	0	10
Shaunakbhai M. Patel	Promoter Group	1	10	0	0	10	0.0000	10	0	10	0.0000	0	0.0000	0	0	0	10
Shaliniben Shaunakumar Patel	Promoter Group	1	10	0	0	10	0.0000	10	0	10	0.0000	0	0.0000	0	0	0	10
Hiren Sureshbhai Patel	Promoter Group	1	10	0	0	10	0.0000	10	0	10	0.0000	0	0.0000	0	0	0	10
Manjulaben V. Patel	Promoter Group	1	10	0	0	10	0.0000	10	0	10	0.0000	0	0.0000	0	0	0	10
(b) Central Government / State Government(s)		0	0	0	0	0	-	0	0	0	-	0	0.0000	0	0	0	0
(c) Financial Institutions / Banks		0	0	0	0	0	-	0	0	0	-	0	0.0000	0	0	0	0
(d) Any Other (Specify)		0	0	0	0	0	-	0	0	0	-	0	0.0000	0	0	0	0
Sub Total (A)(1)		44	36775317	0	0	36775317	29.0151	36775317	0	36775317	29.0151	12517318	33.5221	23468246	63.8152	0	36775317
2 Foreign																	
(a) Individuals (Non-Resident Individuals / Foreign Individuals)		0	0	0	0	0	0	0	0	0	0	0	0	0	0	0	0
(b) Government		0	0	0	0	0	0	0	0	0	0	0	0	0	0	0	0
(c) Institutions		0	0	0	0	0	0	0	0	0	0	0	0	0	0	0	0
(d) Foreign Portfolio Investor		0	0	0	0	0	0	0	0	0	0	0	0	0	0	0	0
(e) Any Other (Specify)		0	0	0	0	0	0	0	0	0	0	0	0	0	0	0	0
Sub Total (A)(2)		0	0	0	0	0	0	0	0	0	0	0	0	0	0	0	0
Total Shareholding Of Promoter And Promoter Group (A)= (A)(1)+(A)(2)		44	36775317	0	0	36775317	29.0151	36775317	0	36775317	29.0151	12517318	33.5221	23468246	63.8152	0	36775317

Details of Shares which remain unclaimed may be given hear along with details such as number of shareholders, outstanding shares held in demat/unclaimed suspense account, voting rights which are frozen etc.

- Note
- (1) PAN would not be displayed on website of Stock Exchange(s)
 - (2) The term 'Encumbrance' has the same meaning as assigned under regulation 28(3) of SEBI (Substantial Acquisition of Shares and Takeovers) Regulations, 2011.

GENERATED ON :29/08/2023 NSDL : 25/08/2023 CDSL



Asian Granito India Limited - Shareholding Pattern Pre Scheme
Table III - Statement showing shareholding pattern of the Public shareholder

Category & Name of the shareholders	Nos. of shares held	No. of fully paid up equity shares held	Partly paid-up equity shares held	No. of shares underlying Depository Receipts	Total nos. shares held	Shareholding % calculated as per SCRR, 1957 As a % of (A+B+C2)	Number of Voting Rights held in each class of securities			No. of Shares Underlying Outstanding convertible securities (including Warrants)	Shareholding, as a % assuming full conversion of convertible securities (as a percentage of diluted share capital)	Number of Locked In shares		Number of Shares pledged or otherwise encumbered		Sub-categorization of shares			
							No of Voting Rights					No. (a)	As a % of total Shares held (b)	No. (c)	As a % of total Shares held (d)	Number of equity shares held in dematerialized form	Shareholding (No. of shares) under		
							Class eq: X	Class eq: Y	Total								Sub-category (i)	Sub-category (ii)	Sub-category (iii)
(i)	(ii)	(iii)	(iv)	(v)	(vi) = (ii)+(iii)+(iv)+(v)	(vii) As a % of (A+B+C2)	(viii)			(ix)	(x)	(xi)	(xii)						
1 Institutions (Domestic)																			
(a) Mutual Fund	0	0	0	0	0	0.0000	0	0	0	0.0000	0	0.0000	NA	NA	0				
(b) Venture Capital Funds	0	0	0	0	0	0.0000	0	0	0	0.0000	0	0.0000	NA	NA	0				
(c) Alternative Investment Funds	0	0	0	0	0	0.0000	0	0	0	0.0000	0	0.0000	NA	NA	0				
(d) Bonds	0	0	0	0	0	0.0000	0	0	0	0.0000	0	0.0000	NA	NA	0				
(e) Insurance Companies	0	0	0	0	0	0.0000	0	0	0	0.0000	0	0.0000	NA	NA	0				
(f) Provident Funds/Pension Funds	0	0	0	0	0	0.0000	0	0	0	0.0000	0	0.0000	NA	NA	0				
(g) Asset Reconstruction Companies	0	0	0	0	0	0.0000	0	0	0	0.0000	0	0.0000	NA	NA	0				
(h) Sovereign Wealth Funds	0	0	0	0	0	0.0000	0	0	0	0.0000	0	0.0000	NA	NA	0				
(i) NBFCs registered with RBI	3	80000	0	0	80000	0.0631	80000	0	80000	0.0631	0	0.0544	0	0.0000	NA	NA	80000		
(j) Other Financial Institutions	0	0	0	0	0	0.0000	0	0	0	0.0000	0	0.0000	NA	NA	0				
(k) Any Other (Specify)	0	0	0	0	0	0.0000	0	0	0	0.0000	0	0.0000	NA	NA	0				
Sub Total (B)(1)	3	80000	0	0	80000	0.0631	80000	0	80000	0.0631	0	0.0544	0	0.0000	NA	NA	80000		
2 Institutions (Foreign)																			
(a) Foreign Direct Investment	0	0	0	0	0	0.0000	0	0	0	0.0000	0	0.0000	NA	NA	0				
(b) Foreign Venture Capital Investors	0	0	0	0	0	0.0000	0	0	0	0.0000	0	0.0000	NA	NA	0				
(c) Sovereign Wealth Funds	0	0	0	0	0	0.0000	0	0	0	0.0000	0	0.0000	NA	NA	0				
(d) Foreign Portfolio Investors Category I	6	1229848	0	0	1229848	0.9703	1229848	0	1229848	0.9703	0	0.8364	0	0.0000	NA	NA	1229848		
(e) Foreign Portfolio Investors Category II	0	0	0	0	0	0.0000	0	0	0	0.0000	0	0.0000	NA	NA	0				
(f) Overseas Depositories/Holding Dfcs (balancing)	0	0	0	0	0	0.0000	0	0	0	0.0000	0	0.0000	NA	NA	0				
(g) Any Other (Specify)	0	0	0	0	0	0.0000	0	0	0	0.0000	0	0.0000	NA	NA	0				
Sub Total (B)(2)	6	1229848	0	0	1229848	0.9703	1229848	0	1229848	0.9703	0	0.8364	0	0.0000	NA	NA	1229848		
3 Central Government/ State Government(s)																			
(a) Central Government / President of India	0	0	0	0	0	0.0000	0	0	0	0.0000	0	0.0000	NA	NA	0				
(b) State Government / Governor	0	0	0	0	0	0.0000	0	0	0	0.0000	0	0.0000	NA	NA	0				
(c) Shareholding by Companies or Bodies Corporate where Central / State Government is a Promoter	0	0	0	0	0	0.0000	0	0	0	0.0000	0	0.0000	NA	NA	0				
Sub Total (B)(3)	0	0	0	0	0	0.0000	0	0	0	0.0000	0	0.0000	NA	NA	0				
4 Non-Institutions																			
(a) Associate companies / Subsidiaries	0	0	0	0	0	0.0000	0	0	0	0.0000	0	0.0000	NA	NA	0				
(b) Directors and their relatives (including Independent Directors and non-exec Directors)	0	0	0	0	0	0.0000	0	0	0	0.0000	0	0.0000	NA	NA	0				
(c) Key Managerial Personnel	0	0	0	0	0	0.0000	0	0	0	0.0000	0	0.0000	NA	NA	0				
(d) Relatives of promoters (other than 'immediate relatives' of promoters disclosed under 'Promoter and Promoter Group' category)	0	0	0	0	0	0.0000	0	0	0	0.0000	0	0.0000	NA	NA	0				
(e) Trusts where any person belonging to 'Promoter and Promoter Group' category is 'trustee', 'beneficiary', or 'author of the trust'	0	0	0	0	0	0.0000	0	0	0	0.0000	0	0.0000	NA	NA	0				
(f) Investor Education and Protection Fund (IEPF)	1	3761	0	0	3761	0.0030	3761	0	3761	0.0030	0	0.0026	0	0.0000	NA	NA	3761		
(g) I. Resident Individual holding nominal share capital up to Rs. 2 lakhs - General Public	88604	51399563	0	0	51399563	40.5334	51399563	0	51399563	40.5334	0	34.9549	0	0.0000	NA	NA	51399563		
(h) II. Resident Individual holding nominal share capital in excess of Rs. 2 lakhs.	351	19720047	0	0	19720047	15.5348	19720047	0	19720047	15.5348	7782682	18.7096	0	0.0000	NA	NA	19720047		
Non Resident Indians (NRIs)																			
(i) Foreign Nationals	895	3313667	0	0	3313667	2.6144	3313667	0	3313667	2.6144	0	2.2535	0	0.0000	NA	NA	3313667		
(ii) Foreign Companies	0	0	0	0	0	0.0000	0	0	0	0.0000	0	0.0000	NA	NA	0				
(iii) Resident Companies	284	9245286	0	0	9245286	7.2844	9245286	0	9245286	7.2844	0	4.5660	0	0.0000	NA	NA	9245286		
(iv) Solely Venture Pvt Ltd	1	2500000	0	0	2500000	1.9725	2500000	0	2500000	1.9725	0	1.7092	0	0.0000	NA	NA	2500000		
(v) Jaivam Breeding Limited	1	1695767	0	0	1695767	1.3379	1695767	0	1695767	1.3379	0	1.1532	0	0.0000	NA	NA	1695767		
(vi) Any Other (Specify)	1624	4977827	0	0	4977827	3.9274	4977827	0	4977827	3.9274	0	3.3452	0	0.0000	NA	NA	4977827		
(vii) Body Corp-Ltd Liability Partnership	27	319869	0	0	319869	0.2524	319869	0	319869	0.2524	0	0.2175	0	0.0000	NA	NA	319869		
(viii) Hindu Undivided Family	1590	4654198	0	0	4654198	3.6721	4654198	0	4654198	3.6721	0	3.1651	0	0.0000	NA	NA	4654198		
(ix) Clearing Member	7	3780	0	0	3780	0.0030	3780	0	3780	0.0030	0	0.0026	0	0.0000	NA	NA	3780		
Sub Total (B)(4)	91886	88660151	0	0	88660151	69.9524	88660151	0	88660151	69.9524	7782682	63.6649	0	0.0000	NA	NA	88660151		
Total Public Shareholding (B) = (B)(1)+(B)(2)+(B)(3)+(B)(4)	91886	89969999	0	0	89969999	70.8849	89969999	0	89969999	70.8849	7782682	64.5506	0	0.0000	NA	NA	89969999		

GENERATED ON : 25/04/2023 NSDL : 25/04/2023 CDSL



Asian Granito India Limited - Shareholding Pattern Pre Scheme

Table IV - Statement showing shareholding pattern of the Non Promoter- Non Public shareholder

Category & Name of the shareholders	Nos. of shareholders	No. of fully paid up equity shares held	Partly paid-up equity shares held	No. of shares underlying Depository Receipts	Total nos. shares held	Shareholding % calculated as per SCRR, 1957 As a % of (A+B+C2)	Number of Voting Rights held in each class of securities			No. of Shares Underlying Outstanding convertible securities (including Warrants)	Shareholding, as a % assuming full conversion of convertible securities (as a percentage of diluted share capital)	Number of Locked in shares		Number of Shares pledged or otherwise encumbered		Number of equity shares held in dematerialised form	
							No of Voting Rights					Total as a % of (A+B+C)	No. (a)	As a % of total Shares held(b)	No. (a)		As a % of total Shares held(b)
							Class eg: X	Class eg: Y	Total (IX)								
1	(i) Custodian/DR Holder	(iii) 0	(iv) 0	(v) 0	(vi) 0	(viii) 0.0000	0	0	0	0.0000	0	0.0000	0	0.0000	NA	NA	0
2	Employee Benefit Trust / Employee Welfare Trust under SEBI (Share based Employee Benefits and Sweat Equity) Regulations, 2021	0	0	0	0	0.0000	0	0	0	0.0000	0	0.0000	0	0.0000	NA	NA	0
	Total Non-Promoter- Non Public Shareholding (C)= (C)(1)+(C)(2)	0	0	0	0	0.0000	0	0	0	0.0000	0	0.0000	0	0.0000	NA	NA	0

Note :

- (1) PAN would not be displayed on website of Stock Exchange(s).
- (2) The above format needs to be disclosed along with the names of the shareholders holding 1% or more than 1% of shares of the listed entity. Column no.(XIII) is not applicable in the above format.
- (3) W.r.t. the information pertaining to Depository Receipts, the same may be disclosed in the respective columns to the extent information available.

GENERATED ON :29/08/2023 NSDL : 25/08/2023 CDSL :25/08/2023



Shareholding Pattern under Regulation 31 of SEBI (Listing Obligations and Disclosure Requirements) Regulations, 2015

1.	Name of Listed Entity: Adicon Ceramica Tiles Private Limited
2.	Scrip Code/Name of Scrip/Class of Security: NA
3.	Share Holding Pattern Filed under: Reg. 31(1)(a)/Reg. 31(1)(b)/Reg.31(1)(c)
	a. If under 31(1)(b) then indicate the report for Quarter ending : Pre Scheme
	b. If under 31(1)(c) then indicate date of allotment/extinguishment
4.	Declaration: The Listed entity is required to submit the following declaration to the extent of submission of information:-

	Particulars	Yes*	No*
1	Whether the Listed Entity has issued any partly paid up shares?		No
2	Whether the Listed Entity has issued any Convertible Securities or Warrants?	Yes	
3	Whether the Listed Entity has any shares against which depository receipts are issued?		No
4	Whether the Listed Entity has any shares in locked-in?	Yes	
5	Whether any shares held by promoters are pledge or otherwise encumbered?		No

* If the Listed Entity selects the option 'No' for the questions above, the columns for the partly paid up shares, Outstanding Convertible Securities/Warrants, depository receipts, locked-in shares, No of shares pledged or otherwise encumbered by promoters, as applicable, shall not be displayed at the time of dissemination on the Stock Exchange website. Also wherever there is 'No' declared by Listed Entity in above table the values will be considered as 'Zero' by default on submission of the format of holding of specified securities.

GENERATED ON : 31/08/2023

NSDL :

CDSL :



Adicon Ceramica Tiles Private Limited - Shareholding Pattern Pre Scheme

Table I - Summary Statement holding of specified securities

Category	Category of shareholder	Nos. of shareholders	No. of fully paid up equity shares held	No. of Partly paid-up equity shares held	No. of shares underlying Depository Receipts	Total nos. shares held	Shareholding as a % of total no. of shares (calculated as per SCRR, 1957)	Number of Voting Rights held in each class of securities			No. of Shares Outstanding convertible securities (including Warrants)	Shareholding, as a % assuming full conversion of convertible securities (as a percentage of diluted share capital)	Number of Locked In shares		Number of Shares pledged or otherwise encumbered		Number of equity shares held in dematerialised form	
								No of Voting Rights					Total as a % of (A+B+C)	No. (a)	As a % of total Shares held(b)	No. (a)		As a % of total Shares held(b)
								Class eg: X	Class eg: y	Total								
(I)	(II)	(III)	(IV)	(V)	(VI)	(VII) = (IV)+(V)+(VI)	(VIII) As a %	(IX)			(X)	(XI) = (VII)+(X)	(XII)	(XIII)	(XIV)			
(A)	Promoter & Promoter Group	5	150750	0	0	150750	22.5000	150750	0	150750	22.5000	0	22.5000	0	-	0	0.0000	150750
(B)	Public	30	519250	0	0	519250	77.5000	519250	0	519250	77.5000	0	77.5000	0	-	0	0.0000	519250
(C)	Non Promoter - Public	0	0	0	0	0	0.0000	0	0	0	0.0000	0	-	0	-	0	0.0000	0
(C1)	Shares Underlying DRs	0	0	0	0	0	0.0000	0	0	0	0.0000	0	-	0	-	0	0.0000	0
(C2)	Shares Held By Employee Trust	0	0	0	0	0	0.0000	0	0	0	0.0000	0	-	0	-	0	0.0000	0
	Total	35	670000	0	0	670000	100.0000	670000	0	670000	100.0000	-	100.0000	0	-	0	0.0000	670000

GENERATED ON : 31/08/2023 NSDL : CDSL :



Adicon Ceramica Tiles Private Limited - Shareholding Pattern Pre Scheme

Table II - Statement showing shareholding pattern of the Promoter and Promoter Group


Category & Name of the shareholders	Entity Type	Nos. of shareholders	No. of fully paid up equity shares held	Partly paid-up equity shares held	No. of shares underlying Depository Receipts	Total nos. shares held	Shareholding % calculated as per SCRR, 1957 As a % of (A+B+C2)	Number of Voting Rights held in each class of securities			No. of Shares Underlying Outstanding convertible securities (including Warrants)	Shareholding, as a % assuming full conversion of convertible securities (as a percentage of diluted share capital)	Number of Locked In shares		Number of Shares pledged or otherwise encumbered		Number of equity shares held in dematerialised form	
								No of Voting Rights					Total as a % of Total Voting Rights	No. (a)	As a % of total Shares held(b)	No. (a)		As a % of total Shares held(b)
								Class eg: X	Class eg: y	Total								
(I)		(III)	(IV)	(V)	(VI)	(VII) = (IV)+(V)+(VI)	(VIII) As a % of (A+B+C2)	(IX)			(X)	(XI) = (VII)+(X) As a % of (A+B+C2)	(XII)		(XIII)		(XIV)	
1 Indian																		
(a) Individuals / Hindu Undivided Family		5	150750	0	0	150750	22.5000	150750	0	150750	22.5000	0	22.5000	0	0.0000	0	0.0000	150750
Dipakbhai N. Patel	Promoter	1	23450	0	0	23450	3.5000	23450	0	23450	3.5000	0	3.5000	0	0.0000	0	0.0000	23450
Pankajbhai M. Patel	Promoter	1	23450	0	0	23450	3.5000	23450	0	23450	3.5000	0	3.5000	0	0.0000	0	0.0000	23450
Shaunakbhai M. Patel	Promoter	1	60300	0	0	60300	9.0000	60300	0	60300	9.0000	0	9.0000	0	0.0000	0	0.0000	60300
Vipulbhai V. Patel	Promoter	1	30150	0	0	30150	4.5000	30150	0	30150	4.5000	0	4.5000	0	0.0000	0	0.0000	30150
Sarthak Jayantibhai Vansjaliya	Promoter	1	13400	0	0	13400	2.0000	13400	0	13400	2.0000	0	2.0000	0	0.0000	0	0.0000	13400
(b) Central Government / State Government(s)		0	0	0	0	0	-	0	0	0	-	0	0.0000	0	#DIV/0!	0	0	0
(c) Financial Institutions / Banks		0	0	0	0	0	-	0	0	0	-	0	0.0000	0	#DIV/0!	0	0	0
(d) Any Other (Specify)		0	0	0	0	0	-	0	0	0	-	0	0.0000	0	#DIV/0!	0	0	0
Sub Total (A)(1)		5	150750	0	0	150750	22.5000	150750	0	150750	22.5000	0	22.5000	0	-	0	0.0000	150750
2 Foreign																		
(a) Individuals (Non-Resident Individuals / Foreign Individuals)		0	0	0	0	0	0	0	0	0	-	0	-	0	0	0	0	0
(b) Government		0	0	0	0	0	0	0	0	0	-	0	-	0	0	0	0	0
(c) Institutions		0	0	0	0	0	0	0	0	0	-	0	-	0	0	0	0	0
(d) Foreign Portfolio Investor		0	0	0	0	0	0	0	0	0	-	0	-	0	0	0	0	0
(e) Any Other (Specify)		0	0	0	0	0	0	0	0	0	-	0	-	0	0	0	0	0
Sub Total (A)(2)		0	0	0	0	0	0	0	0	0	-	0	-	0	0	0	0	0
Total Shareholding Of Promoter And Promoter Group (A)= (A)(1)+(A)(2)		5	150750	0	0	150750	22.5000	150750	0	150750	22.5000	0	22.5000	0	0.0000	0	0.0000	150750

Details of Shares which remain unclaimed may be given hear along with details such as number of shareholders, outstanding shares held in demat/unclaimed suspense account, voting rights which are frozen etc.

- Note
 (1) PAN would not be displayed on website of Stock Exchange(s)
 (2) The term 'Encumbrance' has the same meaning as assigned under regulation 28(3) of SEBI (Substantial Acquisition of Shares and Takeovers) Regulations, 2011.



(E)	Trusts where any person belonging to 'Promoter and Promoter Group' category is 'trustee', 'beneficiary', or 'author of the trust'	0	0	0	0	0	0.0000	0	0	0	0.0000	0	0.0000	0	#DIV/0!	NA	NA	0
(F)	Investor Education and Protection Fund (IEPF)	0	0	0	0	0	0.0000	0	0	0	0.0000	0	0.0000	0	#DIV/0!	NA	NA	0
(G)	I. Resident individual holding nominal share capital up to Rs. 2 lakhs.-General Public	0	0	0	0	0	0.0000	0	0	0	0.0000	0	0.0000	0	#DIV/0!	NA	NA	0
(H)	II. Resident individual holding nominal share capital in excess of Rs. 2 lakhs.	30	519250	0	0	519250	77.5000	519250	0	519250	77.5000	0	0.0000	0	0.0000	NA	NA	519250
	Ashmitaben Bhaveshbhai Patel	1	30150	0	0	30150	4.5000	30150	0	30150	4.5000	0	0.0000	0	0.0000	NA	NA	30150
	Dimpleben Bhogibhai Patel	1	20100	0	0	20100	3.0000	20100	0	20100	3.0000	0	0.0000	0	0.0000	NA	NA	20100
	Girishbhai N. Patel	1	23450	0	0	23450	3.5000	23450	0	23450	3.5000	0	0.0000	0	0.0000	NA	NA	23450
	Hinaben Kamleshbhai Patel	1	26800	0	0	26800	4.0000	26800	0	26800	4.0000	0	0.0000	0	0.0000	NA	NA	26800
	Hinaben Sureshbhai Patel	1	20100	0	0	20100	3.0000	20100	0	20100	3.0000	0	0.0000	0	0.0000	NA	NA	20100
	Hiraben Bhagubhai Patel	1	26800	0	0	26800	4.0000	26800	0	26800	4.0000	0	0.0000	0	0.0000	NA	NA	26800
	Hirenbhai Sureshbhai Patel	1	26800	0	0	26800	4.0000	26800	0	26800	4.0000	0	0.0000	0	0.0000	NA	NA	26800
	Jalajben Hirenbhai Patel	1	26800	0	0	26800	4.0000	26800	0	26800	4.0000	0	0.0000	0	0.0000	NA	NA	26800
	Kuldeepbhai Rameshbhai Patel	1	13400	0	0	13400	2.0000	13400	0	13400	2.0000	0	0.0000	0	0.0000	NA	NA	13400
	Parulben Kanubhai Patel	1	20100	0	0	20100	3.0000	20100	0	20100	3.0000	0	0.0000	0	0.0000	NA	NA	20100
	Shallinben Shaunakkumar Patel	1	33500	0	0	33500	5.0000	33500	0	33500	5.0000	0	0.0000	0	0.0000	NA	NA	33500
	Varshaben Girishbhai Patel	1	23450	0	0	23450	3.5000	23450	0	23450	3.5000	0	0.0000	0	0.0000	NA	NA	23450
	Bhavaben Kamleshbhai Patel	1	10050	0	0	10050	1.5000	10050	0	10050	1.5000	0	0.0000	0	0.0000	NA	NA	10050
	Bhupendrabhai Ramjibhai Patel	1	6700	0	0	6700	1.0000	6700	0	6700	1.0000	0	0.0000	0	0.0000	NA	NA	6700
	Jagdishbhai R. Patel	1	13400	0	0	13400	2.0000	13400	0	13400	2.0000	0	0.0000	0	0.0000	NA	NA	13400
	Jalajben Rajubhai Patel	1	13400	0	0	13400	2.0000	13400	0	13400	2.0000	0	0.0000	0	0.0000	NA	NA	13400
	Jayantibhai Madhabhai Patel	1	26800	0	0	26800	4.0000	26800	0	26800	4.0000	0	0.0000	0	0.0000	NA	NA	26800
	Kalabhai Mohanbhai Patel	1	20100	0	0	20100	3.0000	20100	0	20100	3.0000	0	0.0000	0	0.0000	NA	NA	20100
	Kalidashbhai Jivabhai Patel	1	6700	0	0	6700	1.0000	6700	0	6700	1.0000	0	0.0000	0	0.0000	NA	NA	6700
	Nirupaben Maheshbhai Patel	1	10050	0	0	10050	1.5000	10050	0	10050	1.5000	0	0.0000	0	0.0000	NA	NA	10050
	Ashokbhai Maganbhai Kasundara	1	6700	0	0	6700	1.0000	6700	0	6700	1.0000	0	0.0000	0	0.0000	NA	NA	6700
	Ashokbhai Veljibhai Vansjaliya	1	13400	0	0	13400	2.0000	13400	0	13400	2.0000	0	0.0000	0	0.0000	NA	NA	13400
	Basavaraj Pattanshetty	1	6700	0	0	6700	1.0000	6700	0	6700	1.0000	0	0.0000	0	0.0000	NA	NA	6700
	Bhavesh Vitthalbhai Vansjaliya	1	6700	0	0	6700	1.0000	6700	0	6700	1.0000	0	0.0000	0	0.0000	NA	NA	6700
	Jayantibhai Veljibhai Vansjaliya	1	18425	0	0	18425	2.7500	18425	0	18425	2.7500	0	0.0000	0	0.0000	NA	NA	18425
	Jaydeepbhai Rameshbhai Patel	1	6700	0	0	6700	1.0000	6700	0	6700	1.0000	0	0.0000	0	0.0000	NA	NA	6700
	Kartik Rameshbhai Vadsola	1	13400	0	0	13400	2.0000	13400	0	13400	2.0000	0	0.0000	0	0.0000	NA	NA	13400
	Niteshbhai Jayantibhai Vamja	1	20100	0	0	20100	3.0000	20100	0	20100	3.0000	0	0.0000	0	0.0000	NA	NA	20100
	Ranjanben Pranjivanbhai Bavarva	1	21775	0	0	21775	3.2500	21775	0	21775	3.2500	0	0.0000	0	0.0000	NA	NA	21775
	Upendrabhai Ramjibhai Patel	1	6700	0	0	6700	1.0000	6700	0	6700	1.0000	0	0.0000	0	0.0000	NA	NA	6700
(I)	Non Resident Indians (NRIs)	0	0	0	0	0	0.0000	0	0	0	0.0000	0	0.0000	0	#DIV/0!	NA	NA	0
(J)	Foreign Nationals	0	0	0	0	0	0.0000	0	0	0	0.0000	0	0.0000	0	#DIV/0!	NA	NA	0
(K)	Foreign Companies	0	0	0	0	0	0.0000	0	0	0	0.0000	0	0.0000	0	#DIV/0!	NA	NA	0
(L)	Bodies Corporate	0	0	0	0	0	0.0000	0	0	0	0.0000	0	0.0000	0	#DIV/0!	NA	NA	0
(M)	Any Other (Specify)	0	0	0	0	0	0.0000	0	0	0	0.0000	0	0.0000	0	#DIV/0!	NA	NA	0
	Body Corp-Ltd Liability Partnership	0	0	0	0	0	0.0000	0	0	0	0.0000	0	0.0000	0	#DIV/0!	NA	NA	0
	Hindu Undivided Family	0	0	0	0	0	0.0000	0	0	0	0.0000	0	0.0000	0	#DIV/0!	NA	NA	0
	Clearing Member	0	0	0	0	0	0.0000	0	0	0	0.0000	0	0.0000	0	#DIV/0!	NA	NA	0
	Sub Total (B)(4)	30	519250	0	0	519250	77.5000	519250	0	519250	77.5000	0	0.0000	0	#DIV/0!	NA	NA	519250
	Total Public Shareholding (B)-(B)(1)+(B)(2)+(B)(3)+(B)(4)	30	519250	0	0	519250	1.5636	519250	0	519250	77.5000	0	0.0000	0	0.0000	NA	NA	519250



Adicon Ceramica Tiles Private Limited - Shareholding Pattern Pre Scheme
Table IV - Statement showing shareholding pattern of the Non Promoter- Non Public shareholder

	Category & Name of the shareholders	Nos. of shareholders	No. of fully paid up equity shares held	Partly paid-up equity shares held	No. of shares underlying Depository Receipts	Total nos. shares held	Shareholding % calculated as per SCRR, 1957 As a % of (A+B+C2)	Number of Voting Rights held in each class of securities			No. of Shares Underlying Outstanding convertible securities (including Warrants)	Shareholding, as a % assuming full conversion of convertible securities (as a percentage of diluted share capital)	Number of Locked in shares		Number of Shares pledged or otherwise encumbered		Number of equity shares held in dematerialised form	
								No of Voting Rights					Total as a % of (A+B+C)	No. (a)	As a % of total Shares held(b)	No. (a)		As a % of total Shares held(b)
								Class eg: X	Class eg: Y	Total								
(I)	(II)	(III)	(IV)	(V)	(VI)	(VII) =	(VIII) As a	(IX)			(X)	(XI) =	(XII)		(XIII)		(XIV)	
1	Custodian/DR Holder	0	0	0	0	0	0.0000	0	0	0	0.0000	0	0.0000	0	0.0000	NA	NA	0
2	Employee Benefit Trust / Employee Welfare Trust under SEBI (Share based Employee Benefits and Sweat Equity) Regulations, 2021	0	0	0	0	0	0.0000	0	0	0	0.0000	0	0.0000	0	0.0000	NA	NA	0
	Total Non-Promoter- Non Public Shareholding (C)= (C)(1)+(C)(2)	0	0	0	0	0	0.0000	0	0	0	0.0000	0	0.0000	0	0.0000	NA	NA	0

Note :

- (1) PAN would not be displayed on website of Stock Exchange(s).
- (2) The above format needs to be disclosed along with the names of the shareholders holding 1% or more than 1% of shares of the listed entity. Column no.(XIII) is not applicable in the above format.
- (3) W.r.t. the information pertaining to Depository Receipts, the same may be disclosed in the respective columns to the extent information available.

GENERATED ON : 31/08/2023

NSDL :

CDSL :



Shareholding Pattern under Regulation 31 of SEBI (Listing Obligations and Disclosure Requirements) Regulations, 2015

1.	Name of Listed Entity: Adicon Ceramica Tiles Private Limited
2.	Scrip Code/Name of Scrip/Class of Security: NA
3.	Share Holding Pattern Filed under: Reg. 31(1)(a)/Reg. 31(1)(b)/Reg.31(1)(c)
	a. If under 31(1)(b) then indicate the report for Quarter ending : Post Scheme
	b. If under 31(1)(c) then indicate date of allotment/extinguishment
4.	Declaration: The Listed entity is required to submit the following declaration to the extent of submission of information:-

	Particulars	Yes*	No*
1	Whether the Listed Entity has issued any partly paid up shares?		No
2	Whether the Listed Entity has issued any Convertible Securities or Warrants?	Yes	
3	Whether the Listed Entity has any shares against which depository receipts are issued?		No
4	Whether the Listed Entity has any shares in locked-in?	Yes	
5	Whether any shares held by promoters are pledge or otherwise encumbered?		No

* If the Listed Entity selects the option 'No' for the questions above, the columns for the partly paid up shares, Outstanding Convertible Securities/Warrants, depository receipts, locked-in shares, No of shares pledged or otherwise encumbered by promoters, as applicable, shall not be displayed at the time of dissemination on the Stock Exchange website. Also wherever there is 'No' declared by Listed Entity in above table the values will be considered as 'Zero' by default on submission of the format of holding of specified securities.

GENERATED ON :

NSDL :

CDSL :



Adicon Ceramica Tiles Private Limited - Shareholding Pattern Post Scheme

Table I - Summary Statement holding of specified securities

Category	Category of shareholder	Nos. of shareholders	No. of fully paid up equity shares held	No. of Partly paid-up equity shares held	No. of shares underlying Depository Receipts	Total nos. shares held	Shareholding as a % of total no. of shares (calculated as per SCRR, 1957)	Number of Voting Rights held in each class of securities			No. of Shares Underlying Outstanding convertible securities (including Warrants)	Shareholding, as a % assuming full conversion of convertible securities (as a percentage of diluted share capital)	Number of Locked in shares		Number of Shares pledged or otherwise encumbered		Number of equity shares held in dematerialised form	
								No of Voting Rights					Total as a % of (A+B+C)	No. (a)	As a % of total Shares held(b)	No. (a)		As a % of total Shares held(b)
								Class eg: X	Class eg: y	Total								
(i)	(ii)	(iii)	(iv)	(v)	(vi)	(vii) = (iv)+(v)+	(viii) As a %	(ix)			(x)	(xi) = (vii)+(x)	(xii)	(xiii)	(xiv)			
(A)	Promoter & Promoter Group	5	150750	0	0	150750	22.5000	150750	0	150750	22.5000	0	22.5000	0	-	0	0.0000	150750
(B)	Public	30	519250	0	0	519250	77.5000	519250	0	519250	77.5000	0	77.5000	0	-	0	0.0000	519250
(C)	Non Promoter - Public	0	0	0	0	0	0.0000	0	0	0	0.0000	0	-	0	-	0	0.0000	0
(C1)	Shares Underlying DRs	0	0	0	0	0	0.0000	0	0	0	0.0000	0	-	0	-	0	0.0000	0
(C2)	Shares Held By Employee Trust	0	0	0	0	0	0.0000	0	0	0	0.0000	0	-	0	-	0	0.0000	0
	Total	35	670000	0	0	670000	100.0000	670000	0	670000	100.0000	-	100.0000	0	-	0	0.0000	670000

GENERATED ON : NSDL : CDSL :



Adicon Ceramica Tiles Private Limited - Shareholding Pattern Post Scheme


Table II - Statement showing shareholding pattern of the Promoter and Promoter Group

Category & Name of the shareholders	Entity Type	Nos. of shareholders	No. of fully paid up equity shares held	Partly paid-up equity shares held	No. of shares underlying Depository Receipts	Total nos. shares held	Shareholding % calculated as per SCRR, 1957 As a % of (A+B+C2)	Number of Voting Rights held in each class of securities			No. of Shares Underlying Outstanding convertible securities (including Warrants)	Shareholding, as a % assuming full conversion of convertible securities (as a percentage of diluted share capital)	Number of Locked in shares		Number of Shares pledged or otherwise encumbered		Number of equity shares held in dematerialised form	
								No of Voting Rights					Total as a % of Total Voting Rights	No. (a)	As a % of total Shares held(b)	No. (a)		As a % of total Shares held(b)
								Class eg: X	Class eg: y	Total								
(I)		(III)	(IV)	(V)	(VI)	(VII) = (IV)+(V)+ (VI)	(VIII) As a % of (A+B+C2)	(IX)			(X)	(XI) = (VII)+(X) As a % of (A+B+C2)	(XII)	(XIII)	(XIV)			
1 Indian																		
(a) Individuals / Hindu Undivided Family		5	150750	0	0	150750	22.5000	150750	0	150750	22.5000	0	22.5000	0	0.0000	0	0.0000	150750
Dipakbhai N. Patel	Promoter	1	23450	0	0	23450	3.5000	23450	0	23450	3.5000	0	3.5000	0	0.0000	0	0.0000	23450
Pankajbhai M. Patel	Promoter	1	23450	0	0	23450	3.5000	23450	0	23450	3.5000	0	3.5000	0	0.0000	0	0.0000	23450
Shaunakbhai M. Patel	Promoter	1	60300	0	0	60300	9.0000	60300	0	60300	9.0000	0	9.0000	0	0.0000	0	0.0000	60300
Vipulbhai V. Patel	Promoter	1	30150	0	0	30150	4.5000	30150	0	30150	4.5000	0	4.5000	0	0.0000	0	0.0000	30150
Sarthak Jayantibhai Vansjaliya	Promoter	1	13400	0	0	13400	2.0000	13400	0	13400	2.0000	0	2.0000	0	0.0000	0	0.0000	13400
(b) Central Government / State Government(s)		0	0	0	0	0	-	0	0	0	-	0	0.0000	0	#DIV/0!	0	0	0
(c) Financial Institutions / Banks		0	0	0	0	0	-	0	0	0	-	0	0.0000	0	#DIV/0!	0	0	0
(d) Any Other (Specify)		0	0	0	0	0	-	0	0	0	-	0	0.0000	0	#DIV/0!	0	0	0
Sub Total (A)(1)		5	150750	0	0	150750	22.5000	150750	0	150750	22.5000	0	22.5000	0	-	0	0.0000	150750
2 Foreign																		
(a) Individuals (Non-Resident Individuals / Foreign Individuals)		0	0	0	0	0	0	0	0	0	-	0	-	0	0	0	0	0
(b) Government		0	0	0	0	0	0	0	0	0	-	0	-	0	0	0	0	0
(c) Institutions		0	0	0	0	0	0	0	0	0	-	0	-	0	0	0	0	0
(d) Foreign Portfolio Investor		0	0	0	0	0	0	0	0	0	-	0	-	0	0	0	0	0
(e) Any Other (Specify)		0	0	0	0	0	0	0	0	0	-	0	-	0	0	0	0	0
Sub Total (A)(2)		0	0	0	0	0	0	0	0	0	-	0	-	0	0	0	0	0
Total Shareholding Of Promoter And Promoter Group (A) = (A)(1)+(A)(2)		5	150750	0	0	150750	22.5000	150750	0	150750	22.5000	0	22.5000	0	0.0000	0	0.0000	150750

Details of Shares which remain unclaimed may be given hear along with details such as number of shareholders, outstanding shares held in demat/unclaimed suspense account, voting rights which are frozen etc.

Note
 (1) PAN would not be displayed on website of Stock Exchange(s)
 (2) The term 'Encumbrance' has the same meaning as assigned under regulation 28(3) of SEBI (Substantial Acquisition of Shares and Takeovers) Regulations, 2011.


GENERATED ON : NSDL : CDSL :



Adicon Ceramica Tiles Private Limited - Shareholding Pattern Post Scheme

Table III - Statement showing shareholding pattern of the Public shareholder

Category & Name of the shareholders	Nos. of shareholders	No. of fully paid up equity shares held	Partly paid-up equity shares held	No. of shares underlying Depository Receipts	Total nos. shares held	Shareholding % calculated as per SCRR, 1957 As a % of (A+B+C2)	Number of Voting Rights held in each class of securities			No. of Shares Underlying Outstanding convertible securities (including Warrants)	Shareholding, as a % assuming full conversion of convertible securities (as a percentage of diluted share capital)	Number of Locked in shares		Number of Shares pledged or otherwise encumbered		Number of equity shares held in dematerialised form	Sub-categorization of shares			
							No of Voting Rights					No. (a)	As a % of total Shares held (b)	No. (a)	As a % of total Shares held (b)		Shareholding (No. of shares) under			
							Class eg: X	Class eg: Y	Total								Sub-category (I)	Sub-category (II)	Sub-category (III)	
(I)	(III)	(IV)	(V)	(VI)	(VII) = (IV)+(V)+(VI)	(VIII) As a % of (A+B+C2)	(IX)			(X)	(XI) = (VII)+(X) As a % of (A+B+C2)	(XII)		(XIII)	(XIV)	(XV)				
1 Institutions (Domestic)																				
(a) Mutual Fund	0	0	0	0	0	0.0000	0	0	0	0.0000	0	0.0000	0	#DIV/0!	NA	NA	0			
(b) Venture Capital Funds	0	0	0	0	0	0.0000	0	0	0	0.0000	0	0.0000	0	#DIV/0!	NA	NA	0			
(c) Alternate Investment Funds	0	0	0	0	0	0.0000	0	0	0	0.0000	0	0.0000	0	#DIV/0!	NA	NA	0			
(d) Banks	0	0	0	0	0	0.0000	0	0	0	0.0000	0	0.0000	0	#DIV/0!	NA	NA	0			
(e) Insurance Companies	0	0	0	0	0	0.0000	0	0	0	0.0000	0	0.0000	0	#DIV/0!	NA	NA	0			
(f) Provident Funds/ Pension Funds	0	0	0	0	0	0.0000	0	0	0	0.0000	0	0.0000	0	#DIV/0!	NA	NA	0			
(G) Asset Reconstruction Companies	0	0	0	0	0	0.0000	0	0	0	0.0000	0	0.0000	0	#DIV/0!	NA	NA	0			
(h) Sovereign Wealth Funds	0	0	0	0	0	0.0000	0	0	0	0.0000	0	0.0000	0	#DIV/0!	NA	NA	0			
(i) NBFCs registered with RBI	0	0	0	0	0	0.0000	0	0	0	0.0000	0	0.0000	0	#DIV/0!	NA	NA	0			
(j) Other Financial institutions	0	0	0	0	0	0.0000	0	0	0	0.0000	0	0.0000	0	#DIV/0!	NA	NA	0			
(k) Any Other (Specify)	0	0	0	0	0	0.0000	0	0	0	0.0000	0	0.0000	0	#DIV/0!	NA	NA	0			
Sub Total (B)(1)	0	0	0	0	0	0.0000	0	0	0	0.0000	0	0.0000	0	#DIV/0!	NA	NA	0			
2 Institutions (Foreign)																				
(a) Foreign Direct Investment	0	0	0	0	0	0.0000	0	0	0	0.0000	0	0.0000	0	#DIV/0!	NA	NA	0			
(b) Foreign Venture Capital Investors	0	0	0	0	0	0.0000	0	0	0	0.0000	0	0.0000	0	#DIV/0!	NA	NA	0			
(c) Sovereign Wealth Funds	0	0	0	0	0	0.0000	0	0	0	0.0000	0	0.0000	0	#DIV/0!	NA	NA	0			
(d) Foreign Portfolio Investors Category I	0	0	0	0	0	0.0000	0	0	0	0.0000	0	0.0000	0	#DIV/0!	NA	NA	0			
(e) Foreign Portfolio Investors Category II	0	0	0	0	0	0.0000	0	0	0	0.0000	0	0.0000	0	#DIV/0!	NA	NA	0			
(f) Overseas Depositories(holding DRs) (balancing figure)	0	0	0	0	0	0.0000	0	0	0	0.0000	0	0.0000	0	#DIV/0!	NA	NA	0			
(g) Any Other (Specify)	0	0	0	0	0	0.0000	0	0	0	0.0000	0	0.0000	0	#DIV/0!	NA	NA	0			
Sub Total (B)(2)	0	0	0	0	0	0.0000	0	0	0	0.0000	0	0.0000	0	#DIV/0!	NA	NA	0			
3 Central Government/ State Government(s)																				
(a) Central Government / President of India	0	0	0	0	0	0.0000	0	0	0	0.0000	0	0.0000	0	#DIV/0!	NA	NA	0			
(b) State Government / Governor	0	0	0	0	0	0.0000	0	0	0	0.0000	0	0.0000	0	#DIV/0!	NA	NA	0			
(C) Shareholding by Companies or Bodies Corporate where Central / State Government is a promoter	0	0	0	0	0	0.0000	0	0	0	0.0000	0	0.0000	0	#DIV/0!	NA	NA	0			
Sub Total (B)(3)	0	0	0	0	0	0.0000	0	0	0	0.0000	0	0.0000	0	#DIV/0!	NA	NA	0			
4 Non-institutions																				
(a) Associate companies / Subsidiaries	0	0	0	0	0	0.0000	0	0	0	0.0000	0	0.0000	0	#DIV/0!	NA	NA	0			
(b) Directors and their relatives (excluding Independent Directors and nominee Directors)	0	0	0	0	0	0.0000	0	0	0	0.0000	0	0.0000	0	#DIV/0!	NA	NA	0			
(C) Key Managerial Personnel	0	0	0	0	0	0.0000	0	0	0	0.0000	0	0.0000	0	#DIV/0!	NA	NA	0			
(D) Relatives of promoters (other than 'immediate relatives' of promoters disclosed under 'Promoter and Promoter Group' category)	0	0	0	0	0	0.0000	0	0	0	0.0000	0	0.0000	0	#DIV/0!	NA	NA	0			



(E)	Trusts where any person belonging to 'Promoter and Promoter Group' category is 'trustee', 'beneficiary', or 'author of the trust'	0	0	0	0	0	0.0000	0	0	0	0.0000	0	0.0000	0	#DIV/0!	NA	NA	0
(F)	Investor Education and Protection Fund (IEPF)	0	0	0	0	0	0.0000	0	0	0	0.0000	0	0.0000	0	#DIV/0!	NA	NA	0
(G)	I. Resident individual holding nominal share capital up to Rs. 2 lakhs- General Public	0	0	0	0	0	0.0000	0	0	0	0.0000	0	0.0000	0	#DIV/0!	NA	NA	0
(H)	II. Resident individual holding nominal share capital in excess of Rs. 2 lakhs.	30	519250	0	0	519250	77.5000	519250	0	519250	77.5000	0	0.0000	0	0.0000	NA	NA	519250
	Ashmitaben Bhaveshbhai Patel	1	30150	0	0	30150	4.5000	30150	0	30150	4.5000	0	0.0000	0	0.0000	NA	NA	30150
	Dimpleben Bhogibhai Patel	1	20100	0	0	20100	3.0000	20100	0	20100	3.0000	0	0.0000	0	0.0000	NA	NA	20100
	Girishbhai N. Patel	1	23450	0	0	23450	3.5000	23450	0	23450	3.5000	0	0.0000	0	0.0000	NA	NA	23450
	Hinaben Kamleshbhai Patel	1	26800	0	0	26800	4.0000	26800	0	26800	4.0000	0	0.0000	0	0.0000	NA	NA	26800
	Hinaben Sureshbhai Patel	1	20100	0	0	20100	3.0000	20100	0	20100	3.0000	0	0.0000	0	0.0000	NA	NA	20100
	Hiraben Bhagubhai Patel	1	26800	0	0	26800	4.0000	26800	0	26800	4.0000	0	0.0000	0	0.0000	NA	NA	26800
	Hirenbhai Sureshbhai Patel	1	26800	0	0	26800	4.0000	26800	0	26800	4.0000	0	0.0000	0	0.0000	NA	NA	26800
	Jalakben Hirenbhai Patel	1	26800	0	0	26800	4.0000	26800	0	26800	4.0000	0	0.0000	0	0.0000	NA	NA	26800
	Kuldeepbhai Rameshbhai Patel	1	13400	0	0	13400	2.0000	13400	0	13400	2.0000	0	0.0000	0	0.0000	NA	NA	13400
	Parulben Kanubhai Patel	1	20100	0	0	20100	3.0000	20100	0	20100	3.0000	0	0.0000	0	0.0000	NA	NA	20100
	Shaliniben Shaunakkumar Patel	1	33500	0	0	33500	5.0000	33500	0	33500	5.0000	0	0.0000	0	0.0000	NA	NA	33500
	Varshaben Girishbhai Patel	1	23450	0	0	23450	3.5000	23450	0	23450	3.5000	0	0.0000	0	0.0000	NA	NA	23450
	Bhavababen Kamleshbhai Patel	1	10050	0	0	10050	1.5000	10050	0	10050	1.5000	0	0.0000	0	0.0000	NA	NA	10050
	Bhupendrabhai Ramjibhai Patel	1	6700	0	0	6700	1.0000	6700	0	6700	1.0000	0	0.0000	0	0.0000	NA	NA	6700
	Jagdishbhai R. Patel	1	13400	0	0	13400	2.0000	13400	0	13400	2.0000	0	0.0000	0	0.0000	NA	NA	13400
	Jalpaben Rajubhai Patel	1	13400	0	0	13400	2.0000	13400	0	13400	2.0000	0	0.0000	0	0.0000	NA	NA	13400
	Jayantibhai Madhabhai Patel	1	26800	0	0	26800	4.0000	26800	0	26800	4.0000	0	0.0000	0	0.0000	NA	NA	26800
	Kalabhai Mohanbhai Patel	1	20100	0	0	20100	3.0000	20100	0	20100	3.0000	0	0.0000	0	0.0000	NA	NA	20100
	Kalidashbhai Jivatbhai Patel	1	6700	0	0	6700	1.0000	6700	0	6700	1.0000	0	0.0000	0	0.0000	NA	NA	6700
	Nirupaben Maheshbhai Patel	1	10050	0	0	10050	1.5000	10050	0	10050	1.5000	0	0.0000	0	0.0000	NA	NA	10050
	Ashokbhai Maganbhai Kasundara	1	6700	0	0	6700	1.0000	6700	0	6700	1.0000	0	0.0000	0	0.0000	NA	NA	6700
	Ashokbhai Veljibhai Vansjaliya	1	13400	0	0	13400	2.0000	13400	0	13400	2.0000	0	0.0000	0	0.0000	NA	NA	13400
	Basavaraj Pattanshetty	1	6700	0	0	6700	1.0000	6700	0	6700	1.0000	0	0.0000	0	0.0000	NA	NA	6700
	Bhavesh Vitthalbhai Vansjaliya	1	6700	0	0	6700	1.0000	6700	0	6700	1.0000	0	0.0000	0	0.0000	NA	NA	6700
	Jayantibhai Veljibhai Vansjaliya	1	18425	0	0	18425	2.7500	18425	0	18425	2.7500	0	0.0000	0	0.0000	NA	NA	18425
	Jaydeepbhai Rameshbhai Patel	1	6700	0	0	6700	1.0000	6700	0	6700	1.0000	0	0.0000	0	0.0000	NA	NA	6700
	Kartik Rameshbhai Vadsola	1	13400	0	0	13400	2.0000	13400	0	13400	2.0000	0	0.0000	0	0.0000	NA	NA	13400
	Niteshbhai Jayantibhai Varnja	1	20100	0	0	20100	3.0000	20100	0	20100	3.0000	0	0.0000	0	0.0000	NA	NA	20100
	Ranjanben Pranjivanbhai Bavarva	1	21775	0	0	21775	3.2500	21775	0	21775	3.2500	0	0.0000	0	0.0000	NA	NA	21775
	Upendrabhai Ramjibhai Patel	1	6700	0	0	6700	1.0000	6700	0	6700	1.0000	0	0.0000	0	0.0000	NA	NA	6700
(I)	Non Resident Indians (NRIs)	0	0	0	0	0	0.0000	0	0	0	0.0000	0	0.0000	0	#DIV/0!	NA	NA	0
(J)	Foreign Nationals	0	0	0	0	0	0.0000	0	0	0	0.0000	0	0.0000	0	#DIV/0!	NA	NA	0
(K)	Foreign Companies	0	0	0	0	0	0.0000	0	0	0	0.0000	0	0.0000	0	#DIV/0!	NA	NA	0
(L)	Bodies Corporate	0	0	0	0	0	0.0000	0	0	0	0.0000	0	0.0000	0	#DIV/0!	NA	NA	0
(M)	Any Other (Specify)	0	0	0	0	0	0.0000	0	0	0	0.0000	0	0.0000	0	#DIV/0!	NA	NA	0
	Body Corp-Ltd Liability Partnership	0	0	0	0	0	0.0000	0	0	0	0.0000	0	0.0000	0	#DIV/0!	NA	NA	0
	Hindu Undivided Family	0	0	0	0	0	0.0000	0	0	0	0.0000	0	0.0000	0	#DIV/0!	NA	NA	0
	Clearing Member	0	0	0	0	0	0.0000	0	0	0	0.0000	0	0.0000	0	#DIV/0!	NA	NA	0
	Sub Total (B)(4)	30	519250	0	0	519250	77.5000	519250	0	519250	77.5000	0	0.0000	0	#DIV/0!	NA	NA	519250
	Total Public Shareholding (B)= (B)(1)+(B)(2)+(B)(3)+(B)(4)	30	519250	0	0	519250	1.5636	519250	0	519250	77.5000	0	0.0000	0	0.0000	NA	NA	519250



Adicon Ceramica Tiles Private Limited - Shareholding Pattern Post Scheme

Table IV - Statement showing shareholding pattern of the Non Promoter- Non Public shareholder

	Category & Name of the shareholders (i)	Nos. of shareholders (iii)	No. of fully paid up equity shares held (iv)	Partly paid-up equity shares held (v)	No. of shares underlying Depository Receipts (vi)	Total nos. shares held (vii) =	Shareholding % calculated as per SCRR, 1957 As a % of (A+B+C2) (viii) As a	Number of Voting Rights held in each class of securities			No. of Shares Underlying Outstanding convertible securities (including Warrants) (x)	Shareholding, as a % assuming full conversion of convertible securities (as a percentage of diluted share capital) (xi) =	Number of Locked in shares		Number of Shares pledged or otherwise encumbered		Number of equity shares held in dematerialised form (xiv)
								No of Voting Rights					Total as a % of (A+B+C) (ix)	As a % of total Shares held(b) (xii)	As a % of total Shares held(b) (xiii)		
								Class eg: X	Class eg: y	Total							
1	Custodian/DR Holder	0	0	0	0	0	0.0000	0	0	0	0.0000	0	0.0000	NA	NA	0	
2	Employee Benefit Trust / Employee Welfare Trust under SEBI (Share based Employee Benefits and Sweat Equity) Regulations, 2021	0	0	0	0	0	0.0000	0	0	0	0.0000	0	0.0000	NA	NA	0	
	Total Non-Promoter- Non Public Shareholding (C)= (C)(1)+(C)(2)	0	0	0	0	0	0.0000	0	0	0	0.0000	0	0.0000	NA	NA	0	

Note :

- (1) PAN would not be displayed on website of Stock Exchange(s).
- (2) The above format needs to be disclosed along with the names of the shareholders holding 1% or more than 1% of shares of the listed entity. Column no.(XIII) is not applicable in the above format.
- (3) W.r.t. the information pertaining to Depository Receipts, the same may be disclosed in the respective columns to the extent information available.

GENERATED ON : NSDL : CDSL :



Shareholding Pattern under Regulation 31 of SEBI (Listing Obligations and Disclosure Requirements) Regulations, 2015

1.	Name of Listed Entity: Asian Granito India Limited	
2.	Scrip Code/Name of Scrip/Class of Security: 532888	
3.	Share Holding Pattern Filed under: Reg. 31(1)(a)/Reg. 31(1)(b)/Reg.31(1)(c)	
	a.	If under 31(1)(b) then indicate the report for Quarter ending : Post Scheme
	b.	If under 31(1)(c) then indicate date of allotment/extinguishment
4.	Declaration: The Listed entity is required to submit the following declaration to the extent of submission of information:-	

	Particulars	Yes*	No*
1	Whether the Listed Entity has issued any partly paid up shares?		No
2	Whether the Listed Entity has issued any Convertible Securities or Warrants?	Yes	
3	Whether the Listed Entity has any shares against which depository receipts are issued?		No
4	Whether the Listed Entity has any shares in locked-in?	Yes	
5	Whether any shares held by promoters are pledge or otherwise encumbered?		No

* If the Listed Entity selects the option 'No' for the questions above, the columns for the partly paid up shares, Outstanding Convertible Securities/Warrants, depository receipts, locked-in shares, No of shares pledged or otherwise encumbered by promoters, as applicable, shall not be displayed at the time of dissemination on the Stock Exchange website. Also wherever there is 'No' declared by Listed Entity in above table the values will be considered as 'Zero' by default on submission of the format of holding of specified securities.

GENERATED ON : NSDL : CDSL :



Asian Granito India Limited - Shareholding Pattern Post Scheme

Table I - Summary Statement holding of specified securities

Category	Category of shareholder	Nos. of shareholders	No. of fully paid up equity shares held	No. of Partly paid-up equity shares held	No. of shares underlying Depository Receipts	Total nos. shares held	Shareholding as a % of total no. of shares (calculated as per SCRR, 1957)	Number of Voting Rights held in each class of securities			No. of Shares Outstanding convertible securities (Including Warrants)	Shareholding, as a % assuming full conversion of convertible securities (as a percentage of diluted share capital)	Number of Locked In shares		Number of Shares pledged or otherwise encumbered		Number of equity shares held in dematerialised form	
								No of Voting Rights					Total as a % of (A+B+C)	No. (a)	As a % of total Shares held(b)	No. (a)		As a % of total Shares held(b)
								Class eg: X	Class eg: y	Total								
(I)	(II)	(III)	(IV)	(V)	(VI)	(VII) = (IV)+(V)+(VI)	(VIII) As a %	(IX)	(X)	(XI) = (VII)+(X)	(XII)	(XIII)	(XIV)					
(A)	Promoter & Promoter Group	45	73899409	0	0	73899409	38.6283	73899409	0	73899409	38.6283	12517318	40.8379	23468246	12.2672	0	0.0000	73899409
(B)	Public	91881	117409543	0	0	117409543	61.3717	117409543	0	117409543	61.3717	7782682	59.1621	0	-	NA	0.0000	117409310
(C)	Non Promoter - Public	0	0	0	0	0	0.0000	0	0	0	0.0000	0	-	0	-	NA	0.0000	0
(C1)	Shares Underlying DRs	0	0	0	0	0	0.0000	0	0	0	0.0000	0	-	0	0.0000	NA	0.0000	0
(C2)	Shares Held By Employee Trust	0	0	0	0	0	0.0000	0	0	0	0.0000	0	-	0	0.0000	NA	0.0000	0
	Total	91926	191308952	0	0	191308952	100.0000	191308952	0	191308952	100.0000	2,03,00,000	100.0000	23468246	12.2672	0	0.0000	191308719

GENERATED ON : NSDL : CDSL :



Asian Granito India Limited - Shareholding Pattern Post Scheme

Table II - Statement showing shareholding pattern of the Promoter and Promoter Group

Category & Name of the shareholders	Entity Type	Nos. of shareholders	No. of fully paid up equity shares held	Partly paid-up equity shares held	No. of shares underlying Depository Receipts	Total nos. shares held	Shareholding % calculated as per SCRR, 1957 As a % of (A+B+C2)	Number of Voting Rights held in each class of securities			No. of Shares Underlying Outstanding convertible securities (Including Warrants)	Shareholding, as a % assuming full conversion of convertible securities (as a percentage of diluted share capital)	Number of Locked in shares		Number of Shares pledged or otherwise encumbered		Number of equity shares held in dematerialised form	
								No of Voting Rights					Total as a % of Total Voting Rights	No. (a)	As a % of total Shares held(b)	No. (a)		As a % of total Shares held(b)
								Class eg: X	Class eg: y	Total								
(I)		(III)	(IV)	(V)	(VI)	(VII) =	(VIII) As a %	(IX)			(X)	(XI)= (VII)+(X)	(XII)	(XIII)		(XIV)		
(a) Indian		45	73899409	0	0	73899409	38.6283	73899409	0	73899409	38.6283	12517318	40.8379	23468246	31.7570	0	0.0000	73899409
Individuals / Hindu Undivided Family																		
Kamleshkumar Bhagubhai Patel	Promoters	1	8317258	0	0	8317258	4.3476	8317258	0	8317258	4.3476	3899914	5.7735	8317258	100.0000	0	0.0000	8317258
Mukeshbhai Jivabhai Patel	Promoters	1	4948481	0	0	4948481	2.5866	4948481	0	4948481	2.5866	1951485	3.2607	4948481	100.0000	0	0.0000	4948481
Bhavesbhai Vinodbhai Patel	Promoters	1	4415401	0	0	4415401	2.3080	4415401	0	4415401	2.3080	1624455	2.8543	4415401	100.0000	0	0.0000	4415401
Sureshbhai Jivabhai Patel	Promoter Group	1	3498481	0	0	3498481	1.8287	3498481	0	3498481	1.8287	1951485	2.5755	3498481	100.0000	0	0.0000	3498481
Chhayaben Sureshbhai Patel	Promoter Group	1	1800000	0	0	1800000	0.9409	1800000	0	1800000	0.9409	0	0.8506	0	-	0	0.0000	1800000
Kanubhai Bhikhabhai Patel	Promoters	1	1744365	0	0	1744365	0.9118	1744365	0	1744365	0.9118	0	0.8243	0	-	0	0.0000	1744365
Girish N Patel	Promoters	1	3961866	0	0	3961866	2.0709	3961866	0	3961866	2.0709	0	1.8723	0	-	0	0.0000	3961866
Dimpleben Bhogibhai Patel	Promoter Group	1	1582668	0	0	1582668	0.8273	1582668	0	1582668	0.8273	0	0.7479	0	-	0	0.0000	1582668
Kamleshbhai Bhagubhai Patel Huf	Promoter Group	1	1204704	0	0	1204704	0.6297	1204704	0	1204704	0.6297	0	0.5693	0	-	0	0.0000	1204704
Bhogilal Bhikhabhai Patel	Promoter Group	1	3035138	0	0	3035138	1.5865	3035138	0	3035138	1.5865	0	1.4343	0	-	0	0.0000	3035138
Hlnaben Kamleshbhai Patel	Promoter Group	1	3657546	0	0	3657546	1.9119	3657546	0	3657546	1.9119	0	1.7284	0	-	0	0.0000	3657546
Pankaj M Patel	Promoters	1	3310876	0	0	3310876	1.7306	3310876	0	3310876	1.7306	651004	1.8723	1051149	31.7484	0	0.0000	3310876
Dipak Narayanbhai Patel	Promoter Group	1	2802632	0	0	2802632	1.4650	2802632	0	2802632	1.4650	0	1.3244	0	-	0	0.0000	2802632
Alpaben J Patel	Promoter Group	1	529552	0	0	529552	0.2768	529552	0	529552	0.2768	325502	0.4041	529552	100.0000	0	0.0000	529552
Narayanbhai M Patel	Promoter Group	1	459997	0	0	459997	0.2404	459997	0	459997	0.2404	0	0.2174	0	-	0	0.0000	459997
Suresh Bhikhabhai Patel	Promoter Group	1	426309	0	0	426309	0.2228	426309	0	426309	0.2228	974979	0.6622	426309	100.0000	0	0.0000	426309
Patel Girishbhai Manilal	Promoter Group	1	351417	0	0	351417	0.1837	351417	0	351417	0.1837	0	0.1661	0	-	0	0.0000	351417
Bhanuben M Patel	Promoter Group	1	350000	0	0	350000	0.1830	350000	0	350000	0.1830	0	0.1654	0	-	0	0.0000	350000
Rameshbhai Bhikhabhai Patel	Promoters	1	281615	0	0	281615	0.1472	281615	0	281615	0.1472	1138494	0.6711	281615	100.0000	0	0.0000	281615
Girish N Patel Huf	Promoter Group	1	135661	0	0	135661	0.0709	135661	0	135661	0.0709	0	0.0641	0	-	0	0.0000	135661
Bhogibhai B. Patel (Huf)	Promoter Group	1	128269	0	0	128269	0.0670	128269	0	128269	0.0670	0	0.0606	0	-	0	0.0000	128269
Dipakkumar N Patel Huf.	Promoter Group	1	127530	0	0	127530	0.0667	127530	0	127530	0.0667	0	0.0603	0	-	0	0.0000	127530
Sengitaben G Patel	Promoter Group	1	124758	0	0	124758	0.0652	124758	0	124758	0.0652	0	0.0590	0	-	0	0.0000	124758
Parulben Kanubhai Patel	Promoter Group	1	2060412	0	0	2060412	1.0770	2060412	0	2060412	1.0770	0	0.9737	0	-	0	0.0000	2060412
Narayanbhai M Patel (Huf)	Promoter Group	1	107568	0	0	107568	0.0562	107568	0	107568	0.0562	0	0.0508	0	-	0	0.0000	107568
Khemiben M Patel	Promoter Group	1	99941	0	0	99941	0.0522	99941	0	99941	0.0522	0	0.0472	0	-	0	0.0000	99941
Gitaben Pankajkumar Patel	Promoter Group	1	90896	0	0	90896	0.0475	90896	0	90896	0.0475	0	0.0430	0	-	0	0.0000	90896
Palliben B Patel	Promoter Group	1	87971	0	0	87971	0.0460	87971	0	87971	0.0460	0	0.0416	0	-	0	0.0000	87971
Bhikhabhai Valjibhai Patel	Promoter Group	1	78671	0	0	78671	0.0411	78671	0	78671	0.0411	0	0.0372	0	-	0	0.0000	78671
Manilal Valjibhai Patel	Promoter Group	1	67692	0	0	67692	0.0354	67692	0	67692	0.0354	0	0.0320	0	-	0	0.0000	67692
Bhikhabhai V Patel (Huf)	Promoter Group	1	59183	0	0	59183	0.0309	59183	0	59183	0.0309	0	0.0280	0	-	0	0.0000	59183
Sureshkumar B. Patel (Huf)	Promoter Group	1	54493	0	0	54493	0.0285	54493	0	54493	0.0285	0	0.0258	0	-	0	0.0000	54493
Kanubhai Bhikhabhai Patel (Huf)	Promoter Group	1	44666	0	0	44666	0.0233	44666	0	44666	0.0233	0	0.0211	0	-	0	0.0000	44666
Pankajkumar M Patel	Promoter Group	1	24566	0	0	24566	0.0128	24566	0	24566	0.0128	0	0.0116	0	-	0	0.0000	24566
Girishbhai M Patel Huf	Promoter Group	1	21216	0	0	21216	0.0111	21216	0	21216	0.0111	0	0.0100	0	-	0	0.0000	21216
Manilal Valjibhai Patel Huf	Promoter Group	1	18983	0	0	18983	0.0099	18983	0	18983	0.0099	0	0.0090	0	-	0	0.0000	18983
Bhagubhai Punjabhai Patel	Promoter Group	0	0	0	0	0	-	0	0	0	0	0.0000	0	#DIV/0!	0	0	0	
Bhagubhai Punjabhai Patel Huf	Promoter Group	0	0	0	0	0	-	0	0	0	0	0.0000	0	#DIV/0!	0	0	0	
Bhikhabhai Kodarbhai Patel	Promoter Group	0	0	0	0	0	-	0	0	0	0	0.0000	0	#DIV/0!	0	0	0	
Hiraben Bhagubhai Patel	Promoter Group	1	2582546	0	0	2582546	1.3499	2582546	0	2582546	1.3499	0	1.2204	0	-	0	0.0000	2582546
Jivabhai Jethabhai Patel (Huf)	Promoter Group	0	0	0	0	0	-	0	0	0	0	0.0000	0	#DIV/0!	0	0	0	
Mukeshbhai Jivabhai Patel (Huf)	Promoter Group	0	0	0	0	0	-	0	0	0	0	0.0000	0	#DIV/0!	0	0	0	
Sureshbhai Jivabhai Patel Huf	Promoter Group	0	0	0	0	0	-	0	0	0	0	0.0000	0	#DIV/0!	0	0	0	
Gitaben Rameshbhai Patel	Promoter Group	0	0	0	0	0	-	0	0	0	0	0.0000	0	#DIV/0!	0	0	0	
Jalakben Hirenabhai Patel	Promoter Group	1	2582555	0	0	2582555	1.3499	2582555	0	2582555	1.3499	0	1.2204	0	-	0	0.0000	2582555



Vipulbhai V. Patel	Promoter Group	1	2905374	0	0	2905374	1.5187	2905374	0	2905374	1.5187	0	1.3730	0	-	0	0	2905374
Asmitaben B. Patel	Promoter Group	1	2905374	0	0	2905374	1.5187	2905374	0	2905374	1.5187	0	1.3730	0	-	0	0	2905374
Kuldeepbhai Rameshbhai Patel	Promoter Group	1	1291283	0	0	1291283	0.6750	1291283	0	1291283	0.6750	0	0.6102	0	-	0	0	1291283
Shaunakbhai M. Patel	Promoter Group	1	5810738	0	0	5810738	3.0374	5810738	0	5810738	3.0374	0	2.7460	0	-	0	0	5810738
Shaliniben Shaunakkumar Patel	Promoter Group	1	3228192	0	0	3228192	1.6874	3228192	0	3228192	1.6874	0	1.5255	0	-	0	0	3228192
Hiren Sureshbhai Patel	Promoter Group	1	2582555	0	0	2582555	1.3499	2582555	0	2582555	1.3499	0	1.2204	0	-	0	0	2582555
Manjulaben V. Patel	Promoter Group	1	10	0	0	10	0.0000	10	0	10	0.0000	0	0.0000	0	-	0	0	10
(b) Central Government / State Government(s)		0	0	0	0	0	-	0	0	0	-	0	0.0000	0	0	0	0	0
(c) Financial Institutions / Banks		0	0	0	0	0	-	0	0	0	-	0	0.0000	0	0	0	0	0
(d) Any Other (Specify)		0	0	0	0	0	-	0	0	0	-	0	0.0000	0	0	0	0	0
Sub Total (A)(1)		45	73899409	0	0	73899409	38.6283	73899409	0	73899409	38.6283	12517318	40.8379	23468246	46.0130	0	0	73899409
2 Foreign																		
(a) Individuals (Non-Resident Individuals / Foreign Individuals)		0	0	0	0	0	0	0	0	0	0	0	0	0	0	0	0	0
(b) Government		0	0	0	0	0	0	0	0	0	0	0	0	0	0	0	0	0
(c) Institutions		0	0	0	0	0	0	0	0	0	0	0	0	0	0	0	0	0
(d) Foreign Portfolio Investor		0	0	0	0	0	0	0	0	0	0	0	0	0	0	0	0	0
(e) Any Other (Specify)		0	0	0	0	0	0	0	0	0	0	0	0	0	0	0	0	0
Sub Total (A)(2)		0	0	0	0	0	0	0	0	0	0	0	0	0	0	0	0	0
Total Shareholding Of Promoter And Promoter Group (A) = (A)(1)+(A)(2)		45	73899409	0	0	73899409	38.6283	73899409	0	73899409	38.6283	12517318	40.8379	23468246	46.0130	0	0	73899409

Details of Shares which remain unclaimed may be given hear along with details such as number of shareholders, outstanding shares held in demat/unclaimed suspense account, voting rights which are frozen etc.

Note
(1) PAN would not be displayed on website of Stock Exchange(s)
(2) The term 'Encumbrance' has the same meaning as assigned under regulation 28(3) of SEBI (Substantial Acquisition of Shares and Takeovers) Regulations, 2011.

GENERATED ON : NSDL : COSL :



Asian Granito India Limited - Shareholding Pattern Post Scheme
Table II - Statement showing shareholding pattern of the Public shareholder

Category & Name of the shareholders	Nos. of shareholders	No. of fully paid up equity shares held	Partly paid-up equity shares held	No. of shares under lock-in & Depository Receipts	Total nos. shares held	Shareholding % calculated as per SCRR, 1957 As a % of (A+B+C2)	Number of Voting Rights held in each class of securities			No. of Shares Underlying Outstanding convertible securities (Including Warrants)	Shareholding, as a % assuming full conversion of convertible securities (as a percentage of diluted share capital)	Number of Locked in shares		Number of Shares pledged or otherwise encumbered		Number of equity shares held in dematerialised form	Sub-categorization of shares		
							No of Voting Rights					No. (a)	As a % of total Shares held(b)	No. (a)	As a % of total Shares held(b)		Sub-category(I)	Sub-category(II)	Sub-category(III)
							Class eq: I	Class eq: Y	Total										
(I)	(II)	(IV)	(V)	(VI)	(VII) = (IV)+(V)+(VI)	(VIII) As a % of (A+B+C2)	(IX)			(X)	(XI) = (X)+(Y) As a % of (A+B+C2)	(XII)	(XIII)	(XIV)	(XV)				
1 Institutions (Domestic)																			
(a) Mutual Fund	0	0	0	0	0	0.0000	0	0	0	0.0000	0	0.0000	NA	NA	0				
(b) Venture Capital Funds	0	0	0	0	0	0.0000	0	0	0	0.0000	0	0.0000	NA	NA	0				
(c) Alternative Investment Funds	0	0	0	0	0	0.0000	0	0	0	0.0000	0	0.0000	NA	NA	0				
(d) Banks	0	0	0	0	0	0.0000	0	0	0	0.0000	0	0.0000	NA	NA	0				
(e) Insurance Companies	0	0	0	0	0	0.0000	0	0	0	0.0000	0	0.0000	NA	NA	0				
(f) Pensions Funds/Pension Funds	0	0	0	0	0	0.0000	0	0	0	0.0000	0	0.0000	NA	NA	0				
(g) Asset Reconstruction Companies	0	0	0	0	0	0.0000	0	0	0	0.0000	0	0.0000	NA	NA	0				
(h) Sovereign Wealth Funds	0	0	0	0	0	0.0000	0	0	0	0.0000	0	0.0000	NA	NA	0				
(i) NBFCs registered with RBI	1	80000	0	0	80000	0.0413	80000	0	80000	0.0413	0	0.0373	0	0.0000	NA	NA	80000		
(j) Other Financial Institutions	0	0	0	0	0	0.0000	0	0	0	0.0000	0	0.0000	NA	NA	0				
(k) Any Other (Specify)	0	0	0	0	0	0.0000	0	0	0	0.0000	0	0.0000	NA	NA	0				
Sub Total (B)(1)	1	80000	0	0	80000	0.0413	80000	0	80000	0.0413	0	0.0373	0	0.0000	NA	NA	80000		
2 Institutions (Foreign)																			
(a) Foreign Direct Investment	0	0	0	0	0	0.0000	0	0	0	0.0000	0	0.0000	NA	NA	0				
(b) Foreign Venture Capital Investors	0	0	0	0	0	0.0000	0	0	0	0.0000	0	0.0000	NA	NA	0				
(c) Sovereign Wealth Funds	0	0	0	0	0	0.0000	0	0	0	0.0000	0	0.0000	NA	NA	0				
(d) Foreign Portfolio Investors Category I	0	1229848	0	0	1229848	0.6423	1229848	0	1229848	0.6423	0	0.5812	0	0.0000	NA	NA	1229848		
(e) Foreign Portfolio Investors Category II	0	0	0	0	0	0.0000	0	0	0	0.0000	0	0.0000	NA	NA	0				
(f) Overseas Depositories(holding DNs) (balancing figure)	0	0	0	0	0	0.0000	0	0	0	0.0000	0	0.0000	NA	NA	0				
(g) Any Other (Specify)	0	0	0	0	0	0.0000	0	0	0	0.0000	0	0.0000	NA	NA	0				
Sub Total (B)(2)	0	1229848	0	0	1229848	0.6423	1229848	0	1229848	0.6423	0	0.5812	0	0.0000	NA	NA	1229848		
3 Central Government / State Government(s)																			
(a) Central Government / President of India	0	0	0	0	0	0.0000	0	0	0	0.0000	0	0.0000	NA	NA	0				
(b) State Government / Governor	0	0	0	0	0	0.0000	0	0	0	0.0000	0	0.0000	NA	NA	0				
(c) Shareholding by Companies or Bodies Corporate where Central / State Government is a promoter	0	0	0	0	0	0.0000	0	0	0	0.0000	0	0.0000	NA	NA	0				
Sub Total (B)(3)	0	0	0	0	0	0.0000	0	0	0	0.0000	0	0.0000	NA	NA	0				
4 Non-Institutions																			
(a) Associate companies / Subsidiaries	0	0	0	0	0	0.0000	0	0	0	0.0000	0	0.0000	NA	NA	0				
(b) Directors and their relatives (excluding Independent Directors and non-executive Directors)	0	0	0	0	0	0.0000	0	0	0	0.0000	0	0.0000	NA	NA	0				
(c) Key Managerial Personnel	0	0	0	0	0	0.0000	0	0	0	0.0000	0	0.0000	NA	NA	0				
(d) Relatives of promoters (other than 'immediate relatives' of promoters disclosed under 'Promoter and Promoter Group' category)	0	0	0	0	0	0.0000	0	0	0	0.0000	0	0.0000	NA	NA	0				
(e) Trusts where any person belongs to 'Promoter and Promoter Group' category is 'trustee', 'beneficiary', or 'author of the trust'	0	0	0	0	0	0.0000	0	0	0	0.0000	0	0.0000	NA	NA	0				
(f) Investor Education and Protection Fund (IEPF)	1	3761	0	0	3761	0.0020	3761	0	3761	0.0020	0	0.0018	0	0.0000	NA	NA	3761		
(g) Resident individual holding nominal share capital in excess of Rs. 2 lakhs - General Public	88004	51399583	0	0	51399583	26.8673	51399583	0	51399583	26.8673	0	24.2999	0	0.0000	NA	NA	51399583		
(h) Resident individual holding nominal share capital in excess of Rs. 2 lakhs.	886	47159591	0	0	47159591	24.6510	47159591	0	47159591	24.6510	773682	25.9641	0	0.0000	NA	NA	47159591		
Rabihai Moharabhai Patel	1	1936909	0	0	1936909	1.0125	1936909	0	1936909	1.0125	0	0.9153	0	0.0000	NA	NA	1936909		
Jayashree M. Patel	1	2871274	0	0	2871274	1.5009	2871274	0	2871274	1.5009	1300481	1.9734	0	0.0000	NA	NA	2871274		
Umeshbhai Dnyaneshwar Vasthi	1	1936909	0	0	1936909	1.0125	1936909	0	1936909	1.0125	0	0.9153	0	0.0000	NA	NA	1936909		
Ranjitbhai Pravinbhai Daware	1	2098318	0	0	2098318	1.0948	2098318	0	2098318	1.0948	0	0.9935	0	0.0000	NA	NA	2098318		
Himanshu Sureshbhai Patel	1	1966909	0	0	1966909	1.0281	1966909	0	1966909	1.0281	0	0.9295	0	0.0000	NA	NA	1966909		
Vaishalben Gajshree Patel	1	2300027	0	0	2300027	1.2023	2300027	0	2300027	1.2023	0	1.0869	0	0.0000	NA	NA	2300027		
(i) Non Resident Indians (NRIs)	895	8313687	0	0	8313687	4.3781	8313687	0	8313687	4.3781	0	1.5658	0	0.0000	NA	NA	8313687		
(j) Foreign Nationals	0	0	0	0	0	0.0000	0	0	0	0.0000	0	0.0000	NA	NA	0				
(k) Foreign Companies	0	0	0	0	0	0.0000	0	0	0	0.0000	0	0.0000	NA	NA	0				
(l) Bodies Corporate	284	9245286	0	0	9245286	4.8328	9245286	0	9245286	4.8328	0	4.3889	0	0.0000	NA	NA	9245286		
Lakshmi Venkatesh Pvt Ltd	1	2500000	0	0	2500000	1.3094	2500000	0	2500000	1.3094	0	1.5814	0	0.0000	NA	NA	2500000		
Jayaram Working Limited	1	1695767	0	0	1695767	0.8984	1695767	0	1695767	0.8984	0	0.8014	0	0.0000	NA	NA	1695767		
(m) Any Other (Specify)	3624	4977827	0	0	4977827	2.6230	4977827	0	4977827	2.6230	0	2.8524	0	0.0000	NA	NA	4977827		
Body Corp-Ltd Liability Partnership	77	319869	0	0	319869	0.1672	319869	0	319869	0.1672	0	0.1517	0	0.0000	NA	NA	319869		
Hindu Undivided Family	2590	4654198	0	0	4654198	2.4328	4654198	0	4654198	2.4328	0	2.1994	0	0.0000	NA	NA	4654198		
Clearing Member	7	3760	0	0	3760	0.0020	3760	0	3760	0.0020	0	0.0018	0	0.0000	NA	NA	3760		
Sub Total (B)(4)	91874	116099689	0	0	116099689	60.8879	116099689	0	116099689	60.8879	773682	54.5431	0	0.0000	NA	NA	116099689		
Total Public Shareholding (B) = (B)(1)+(B)(2)+(B)(3)+(B)(4)	91881	117409548	0	0	117409548	61.5717	117409548	0	117409548	61.5717	773682	56.1821	0	0.0000	NA	NA	117409548		

GENERATED ON : NSDL ; CDSC ;



Asian Granito India Limited - Shareholding Pattern Post Scheme
Table IV - Statement showing shareholding pattern of the Non Promoter- Non Public shareholder

	Category & Name of the shareholders (I)	Nos. of shareholders (III)	No. of fully paid up equity shares held (IV)	Partly paid-up equity shares held (V)	No. of shares underlying Depository Receipts (VI)	Total nos. shares held (VII) =	Shareholding % calculated as per SCRR, 1957 As a % of (A+B+C2) (VIII) As a	Number of Voting Rights held in each class of securities			No. of Shares Underlying Outstanding convertible securities (including Warrants) (X)	Shareholding, as a % assuming full conversion of convertible securities (as a percentage of diluted share capital) (XI)=	Number of Locked in shares		Number of Shares pledged or otherwise encumbered		Number of equity shares held in dematerialised form (XIV)	
								No of Voting Rights					Total as a % of (A+B+C) (IX)	No. (a)	As a % of total Shares held(b) (b)	No. (a)		As a % of total Shares held(b) (b)
								Class eg: X	Class eg: y	Total								
1	Custodian/DR Holder	0	0	0	0	0	0.0000	0	0	0	0.0000	0	0.0000	NA	NA	0		
2	Employee Benefit Trust / Employee Welfare Trust under SEBI (Share based Employee Benefits and Sweat Equity) Regulations, 2021	0	0	0	0	0	0.0000	0	0	0	0.0000	0	0.0000	NA	NA	0		
	Total Non-Promoter- Non Public Shareholding (C)= (C)(1)+(C)(2)	0	0	0	0	0	0.0000	0	0	0	0.0000	0	0.0000	NA	NA	0		

Note :

- (1) PAN would not be displayed on website of Stock Exchange(s).
- (2) The above format needs to be disclosed along with the names of the shareholders holding 1% or more than 1% of shares of the listed entity. Column no.(XIII) is not applicable in the above format.
- (3) W.r.t. the information pertaining to Depository Receipts, the same may be disclosed in the respective columns to the extent information available.

GENERATED ON :

NSDL :

CDSL :

