

**Shareholding Pattern under Regulation 31 of SEBI (Listing Obligations and Disclosure Requirements) Regulations, 2015**

1.	Name of Listed Entity: Asian Granito India Limited
2.	Scrip Code/Name of Scrip/Class of Security: 532888
3.	Share Holding Pattern Filed under: Reg. 31(1)(a)/Reg. 31(1)(b)/Reg.31(1)(c)
	a. If under 31(1)(b) then indicate the report for Quarter ending : Pre Scheme
	b. If under 31(1)(c) then indicate date of allotment/extinguishment
4.	Declaration: The Listed entity is required to submit the following declaration to the extent of submission of information:-

Particulars	Yes*	No*
1 Whether the Listed Entity has issued any partly paid up shares?		No
2 Whether the Listed Entity has issued any Convertible Securities or Warrants?	Yes	
3 Whether the Listed Entity has any shares against which depository receipts are issued?		No
4 Whether the Listed Entity has any shares in locked-in?	Yes	
5 Whether any shares held by promoters are pledge or otherwise encumbered?		No

\* If the Listed Entity selects the option 'No' for the questions above, the columns for the partly paid up shares, Outstanding Convertible Securities/Warrants, depository receipts, locked-in shares, No of shares pledged or otherwise encumbered by promoters, as applicable, shall not be displayed at the time of dissemination on the Stock Exchange website. Also wherever there is 'No' declared by Listed Entity in above table the values will be considered as 'Zero' by default on submission of the format of holding of specified securities.

GENERATED ON : 29/08/2023 NSDL : 25/08/2023 CDSL : 25/08/2023



**Asian Granito India Limited - Shareholding Pattern Pre Scheme**  
**Table I - Summary Statement holding of specified securities**

Category	Category of shareholder	Nos. of shareholders	No. of fully paid up equity shares held	No. of Partly paid-up equity shares held	No. of shares underlying Depository Receipts	Total nos. shares held	Shareholding as a % of total no. of shares (calculated as per SCRR, 1957)	Number of Voting Rights held in each class of securities		Total as a % of (A+B+C)	No. of shares Underlying Outstanding convertible securities (including Warrants)	Shareholding, as a % assuming full conversion of convertible securities (as a percentage of diluted share capital)	Number of Locked in shares		Number of Shares pledged or otherwise encumbered	Number of equity shares held in dematerialised form	
								No of Voting Rights	Total				No. (a)	(b)			No. (a)
(I)	(II)	(III)	(IV)	(V)	(VI)	(VII) = (VI)+(V)+ (IV)	(VIII) as a %	Class eg: X	Class eg: Y	(IX) Total	(X)	(XI) = (VII)+(X)	(a)	(b)	(a)	(b)	
(A)	Promoter & Promoter Group	44	36775317	0	0	36775317	29.0151	36775317	0	36775317	12517318	33.5221	23468246	0	0	0.0000	36775317
(B)	Public	91866	89969999	0	0	89969999	70.9849	89969999	0	89969999	7782882	66.4779	0	0	NA	0.0000	89969766
(C)	Non Promoter - Public	0	0	0	0	0	0.0000	0	0	0	0	-	0	0	NA	0.0000	0
(C1)	Shares Underlying DRs	0	0	0	0	0	0.0000	0	0	0	0	-	0	0	NA	0.0000	0
(C2)	Shares Held By Employee Trust	0	0	0	0	0	0.0000	0	0	0	0	-	0	0	NA	0.0000	0
Total		91910	126745316	0	0	126745316	100.0000	126745316	0	126745316	2,03,00,000	100.0000	23468246	18,5161	0	0.0000	126745083

GENERATED ON :29/08/2023 NSDL : 25/08/2023 CDSL : 25/08/2023



Asian Granito India Limited - Shareholding Pattern Pre-Scheme  
Table II - Statement showing shareholding pattern of the Promoter and Promoter Group

(a)	Category & Name of the shareholders	Entity Type	Nos. of No. of fully paid-up equity shares held	Party holding equity shares held	No. of shares underlying Depository Receipts	Total nos. shares held	Shareholding % calculated as per SCRR, 1957 As a % of (A+B+C2)	Number of Voting Rights held in each class of securities		Total as a % of Total Voting Rights	No. of Shares Underlying Outstanding convertible securities (including Warrants)	Shareholding % as a % assuming full conversion of convertible securities (as a percentage of diluted share capital)	Number of Locked in shares		Number of Shares pledged or otherwise encumbered	Number of equity shares held in dematerialised form	
								Class eg: X	Class Total				As a % of total Shares held(b)	As a % of total Shares held(b)			
(i)	(ii)	(iii)	(iv)	(v)	(vi)	(vii) =	(viii) As a %	(ix)	(x)	(xi) = (viii)+(ix)	(xii)	(xiii)	(xiv)				
1	Indian		44	36773317	0	36773317	29.0151	36773317	0	29.0151	12517318	33.5221	239468246	63.8152	0	0.0000	36773317
	Kamtekhumar / Hindu Undivided Family	Promoters	1	8317258	0	8317258	6.5622	8317258	0	6.5622	38999174	8.3084	8317258	100.0000	0	0.0000	8317258
	Mukteshwar Jivabhai Patel	Promoters	1	4948481	0	4948481	3.9043	4948481	0	3.9043	1951485	4.6928	4948481	100.0000	0	0.0000	4948481
	Bhaveshbhai Vinodbhai Patel	Promoters	1	4415401	0	4415401	3.4837	4415401	0	3.4837	1624555	4.1075	4415401	100.0000	0	0.0000	4415401
	Sureshbhai Jivabhai Patel	Promoter Group	1	3498481	0	3498481	2.7602	3498481	0	2.7602	1951485	3.7063	3498481	100.0000	0	0.0000	3498481
	Chhayaaben Sureshbhai Patel	Promoter Group	1	1800000	0	1800000	1.4202	1800000	0	1.4202	0	1.2241	0	0	0.0000	1800000	
	Kamthai Bhikhabhai Patel	Promoters	1	174365	0	174365	1.3763	174365	0	1.3763	0	1.1863	0	0	0.0000	174365	
	Girish N Patel	Promoters	1	1702139	0	1702139	1.3430	1702139	0	1.3430	0	1.0763	0	0	0.0000	1702139	
	Dimpalaben Bhogibhai Patel	Promoter Group	1	1582668	0	1582668	1.2487	1582668	0	1.2487	0	0.8139	0	0	0.0000	1582668	
	Bhagidil Bhikhabhai Patel	Promoter Group	1	1098229	0	1098229	0.8655	1098229	0	0.8655	0	0.7469	0	0	0.0000	1098229	
	Hiranbei Kamleshbhai Patel	Promoter Group	1	1075000	0	1075000	0.8482	1075000	0	0.8482	0	0.7311	0	0	0.0000	1075000	
	Pankaj M Patel	Promoters	1	1051149	0	1051149	0.8293	1051149	0	0.8293	651004	1.1576	1051149	100.0000	0	0.0000	1051149
	Dipaik Narayanbhai Patel	Promoter Group	1	542905	0	542905	0.4283	542905	0	0.4283	0	0.3692	0	0	0.0000	542905	
	Alpana J Patel	Promoter Group	1	529552	0	529552	0.4178	529552	0	0.4178	325502	0.5815	529552	100.0000	0	0.0000	529552
	Narayanbhai M Patel	Promoter Group	1	459997	0	459997	0.3629	459997	0	0.3629	0	0.3128	0	0	0.0000	459997	
	Suren Bhikhabhai Patel	Promoter Group	1	426309	0	426309	0.3364	426309	0	0.3364	974979	0.9530	426309	100.0000	0	0.0000	426309
	Patel Girishbhai Manilal	Promoter Group	1	351417	0	351417	0.2773	351417	0	0.2773	0	0.2390	0	0	0.0000	351417	
	Bhambhani M Patel	Promoter Group	1	350000	0	350000	0.2761	350000	0	0.2761	0	0.2380	0	0	0.0000	350000	
	Rameshbhai Bhikhabhai Patel	Promoters	1	281615	0	281615	0.2222	281615	0	0.2222	1138494	0.9558	281615	100.0000	0	0.0000	281615
	Girish N Patel Huf.	Promoter Group	1	135661	0	135661	0.1070	135661	0	0.1070	0	0.0923	0	0	0.0000	135661	
	Bhogibhai B. Patel (Huf)	Promoter Group	1	128269	0	128269	0.1012	128269	0	0.1012	0	0.0872	0	0	0.0000	128269	
	Dipakumar N Patel Huf.	Promoter Group	1	127530	0	127530	0.1006	127530	0	0.1006	0	0.0867	0	0	0.0000	127530	
	Sangalaben G Patel	Promoter Group	1	124758	0	124758	0.0984	124758	0	0.0984	0	0.0848	0	0	0.0000	124758	
	Narayanbhai Kamthai Patel	Promoter Group	1	123503	0	123503	0.0974	123503	0	0.0974	0	0.0840	0	0	0.0000	123503	
	Khemben M Patel.	Promoter Group	1	99941	0	99941	0.0789	99941	0	0.0789	0	0.0680	0	0	0.0000	99941	
	Ghahben Panikajumar Patel.	Promoter Group	1	90896	0	90896	0.0717	90896	0	0.0717	0	0.0618	0	0	0.0000	90896	
	Paliben B Patel	Promoter Group	1	87971	0	87971	0.0694	87971	0	0.0694	0	0.0598	0	0	0.0000	87971	
	Bhikhabhai Valibhai Patel	Promoter Group	1	78671	0	78671	0.0621	78671	0	0.0621	0	0.0535	0	0	0.0000	78671	
	Manilal Valjibhai Patel.	Promoter Group	1	67692	0	67692	0.0534	67692	0	0.0534	0	0.0460	0	0	0.0000	67692	
	Bhikhabhai V. Patel (Huf)	Promoter Group	1	59183	0	59183	0.0467	59183	0	0.0467	0	0.0402	0	0	0.0000	59183	
	Sureshbhai B. Patel (Huf)	Promoter Group	1	54493	0	54493	0.0430	54493	0	0.0430	0	0.0371	0	0	0.0000	54493	
	Kamthai Bhikhabhai Patel (Huf)	Promoter Group	1	44656	0	44656	0.0352	44656	0	0.0352	0	0.0304	0	0	0.0000	44656	
	Panikajumar M Patel.	Promoter Group	1	24566	0	24566	0.0194	24566	0	0.0194	0	0.0167	0	0	0.0000	24566	
	Manilal Vajjibhai Patel Huf.	Promoter Group	1	21216	0	21216	0.0167	21216	0	0.0167	0	0.0144	0	0	0.0000	21216	
	Bhikhabhai V. Patel Huf.	Promoter Group	1	18983	0	18983	0.0150	18983	0	0.0150	0	0.0129	0	0	0.0000	18983	
	Bhagubhai Purnjabhai Patel Huf	Promoter Group	0	0	0	0	-	0	0	-	0	0.0000	0	0	0.0000	0	
	Bhikhabhai Kodabhai Patel	Promoter Group	0	0	0	0	-	0	0	-	0	0.0000	0	0	0.0000	0	
	Hiraben Bhagubhai Patel	Promoter Group	0	0	0	0	-	0	0	-	0	0.0000	0	0	0.0000	0	
	Jyeshtha Jeebabhai Patel (Huf)	Promoter Group	0	0	0	0	-	0	0	-	0	0.0000	0	0	0.0000	0	
	Mukteshbai Jeebabhai Patel (Huf)	Promoter Group	0	0	0	0	-	0	0	-	0	0.0000	0	0	0.0000	0	
	Sureshbhai Jeebabhai Patel (Huf)	Promoter Group	0	0	0	0	-	0	0	-	0	0.0000	0	0	0.0000	0	
	Ghahben Rameshbhai Patel	Promoter Group	0	0	0	0	-	0	0	-	0	0.0000	0	0	0.0000	0	
	Jalakesh Hirandeshai Patel	Promoter Group	1	10	0	10	0.0000	10	0	0.0000	0	0.0000	0	0	0.0000	10	





Asian Granito India Limited - Shareholding Pattern Pre Scheme  
Table III - Statement showing shareholding pattern of the Public Shareholder

(i)	(ii)	(iii)	(iv)	(v)	(vi)	(vii) = (iv)+(v)+(vi)	(viii) As a % of (A+B+C2)	Number of Voting Rights held in each class of securities			(ix)	(x)	(xi) = (viii)/(x) As a % of (A+B+C2)	Number of Locked in shares		Number of Shares pledged or otherwise encumbered	Number of equity shares held in dematerialized form	Sub-categorization of shares		
								Class eg: X	Class eg: Y	Total				(a)	(b)			(c)	(d)	(e)
1	Institutions (Domestic)																			
(a)	Mutual Fund	0	0	0	0	0	0.0000	0	0	0	0	0.0000	0	0.0000	NA	0	0			
(b)	Venture Capital Funds	0	0	0	0	0	0.0000	0	0	0	0	0.0000	0	0.0000	NA	0	0			
(c)	Alternate Investment Funds	0	0	0	0	0	0.0000	0	0	0	0	0.0000	0	0.0000	NA	0	0			
(d)	Banks	0	0	0	0	0	0.0000	0	0	0	0	0.0000	0	0.0000	NA	0	0			
(e)	Insurance Companies	0	0	0	0	0	0.0000	0	0	0	0	0.0000	0	0.0000	NA	0	0			
(f)	Provident Funds/ Pension Funds	0	0	0	0	0	0.0000	0	0	0	0	0.0000	0	0.0000	NA	0	0			
(g)	Asset Reconstruction Companies	0	0	0	0	0	0.0000	0	0	0	0	0.0000	0	0.0000	NA	0	0			
(h)	Sovereign Wealth Funds	0	0	0	0	0	0.0000	0	0	0	0	0.0000	0	0.0000	NA	0	0			
(i)	NBFC registered with RBI	1	80000	0	0	80000	0.0631	80000	0	0	80000	0.0631	0	0.0000	NA	80000	0			
(j)	Other Financial Institutions	0	0	0	0	0	0.0000	0	0	0	0	0.0000	0	0.0000	NA	0	0			
(k)	Any Other (Specify)	0	0	0	0	0	0.0000	0	0	0	0	0.0000	0	0.0000	NA	0	0			
(l)	Sub Total (B)(1)	1	80000	0	0	80000	0.0631	80000	0	0	80000	0.0631	0	0.0000	NA	80000	0			
2	Institutions (Foreign)																			
(a)	Foreign Direct Investment	0	0	0	0	0	0.0000	0	0	0	0	0.0000	0	0.0000	NA	0	0			
(b)	Foreign Venture Capital Investors	0	0	0	0	0	0.0000	0	0	0	0	0.0000	0	0.0000	NA	0	0			
(c)	Sovereign Wealth Funds	0	0	0	0	0	0.0000	0	0	0	0	0.0000	0	0.0000	NA	0	0			
(d)	Foreign Portfolio Investors Category I	6	1229848	0	0	1229848	0.9703	1229848	0	1229848	0.9703	0.9384	0	0.0000	NA	1229848	0			
(e)	Foreign Portfolio Investors Category II	0	0	0	0	0	0.0000	0	0	0	0.0000	0.0000	0	0.0000	NA	0	0			
(f)	Overseas Depositor/holding DPs (balancing figure)	0	0	0	0	0	0.0000	0	0	0	0.0000	0.0000	0	0.0000	NA	0	0			
(g)	Any Other (Specify)	0	0	0	0	0	0.0000	0	0	0	0.0000	0.0000	0	0.0000	NA	0	0			
(h)	Sub Total (B)(2)	6	1229848	0	0	1229848	0.9703	1229848	0	1229848	0.9703	0.9384	0	0.0000	NA	1229848	0			
3	Central Government/ State Government(s)																			
(a)	Central Government/ President of India	0	0	0	0	0	0.0000	0	0	0	0.0000	0.0000	0	0.0000	NA	0	0			
(b)	State Government/ Governor	0	0	0	0	0	0.0000	0	0	0	0.0000	0.0000	0	0.0000	NA	0	0			
(c)	Shareholding by Companies or Bodies Corporate where Central / State Government is a Promoter	0	0	0	0	0	0.0000	0	0	0	0.0000	0.0000	0	0.0000	NA	0	0			
(d)	Sub Total (B)(3)	0	0	0	0	0	0.0000	0	0	0	0.0000	0.0000	0	0.0000	NA	0	0			
4	Non-Institutions																			
(a)	Associate companies / Subsidiaries	0	0	0	0	0	0.0000	0	0	0	0.0000	0.0000	0	0.0000	NA	0	0			
(b)	Directors and their relatives (excluding Independent Directors and non-exec Directors)	0	0	0	0	0	0.0000	0	0	0	0.0000	0.0000	0	0.0000	NA	0	0			
(c)	Key Managerial Personnel	0	0	0	0	0	0.0000	0	0	0	0.0000	0.0000	0	0.0000	NA	0	0			
(d)	Relatives of promoters (other than "immediate relatives" of promoters disclosed under "Promoter and Promoter Group" category)	0	0	0	0	0	0.0000	0	0	0	0.0000	0.0000	0	0.0000	NA	0	0			





**Asian Granito India Limited - Shareholding Pattern Pre Scheme**

**Table IV - Statement showing shareholding pattern of the Non Promoter- Non Public shareholder**

Category & Name of the shareholders	Nos. of shares	No. of fully paid up equity shares held	Partly paid-up equity shares held	No. of underlying Depositor shares held	Total nos. shares held	Shareholding % calculated as per SCRR, 1957 As a % of (A+B+C2) X	Number of Voting Rights held in each class of securities		Total as a % of (A+B+C)	No. of Shares (including Warrants) (X)	Shareholding %, as a % assuming full conversion of convertible securities (percentage of diluted share capital) (XI)=	Number of Locked in shares		Number of Shares pledged or otherwise encumbered	Number of equity shares held in dematerialised form (XIV)	
							Class eg: Y	Class eg: Z				No. (a)	As a % of total Shares held (b)			No. (a)
	(i)	(ii)	(iv)	(v)	(vi) =	(vii) As a % of (A+B+C2) X		(ix)	(A+B+C)	(X)	(XI)=	(a)	(b)	(a)	(b)	
1 Custodian/DR Holder Employee Benefit Trust / Employee Welfare Trust under SEBI (Share based Employee Benefits and Sweat Equity) Regulations, 2021	0	0	0	0	0	0.0000	0	0	0	0	0.0000	0	0.0000	NA	NA	0
2 Total Non-Promoter- Non Public Shareholding (C)= (C1)+(C2)	0	0	0	0	0	0.0000	0	0	0	0	0.0000	0	0.0000	NA	NA	0

Note :

- (1) PAN would not be displayed on website of Stock Exchange(s).
- (2) The above format needs to be disclosed along with the names of the shareholders holding 1% or more than 1% of shares of the listed entity. Column no. (XIII) is not applicable in the above format.
- (3) W.r.t. the information pertaining to Depository Receipts, the same may be disclosed in the respective columns to the extent information available.

GENERATED ON :29/08/2023 NSDL : 25/08/2023 CDSL : 25/08/2023



**Shareholding Pattern under Regulation 31 of SEBI (Listing Obligations and Disclosure Requirements) Regulations, 2015**

1.	Name of Listed Entity: Affil Vitrified Private Limited				
2.	Scrip Code/Name of Scrip/Class of Security: NA				
3.	Share Holding Pattern Filed under: Reg. 31(1)(a)/Reg. 31(1)(b)/Reg.31(1)(c) <table border="1" style="margin-left: 20px;"> <tr> <td>a.</td> <td>If under 31(1)(b) then indicate the report for Quarter ending : Pre Scheme</td> </tr> <tr> <td>b.</td> <td>If under 31(1)(c) then indicate date of allotment/extinguishment</td> </tr> </table>	a.	If under 31(1)(b) then indicate the report for Quarter ending : Pre Scheme	b.	If under 31(1)(c) then indicate date of allotment/extinguishment
a.	If under 31(1)(b) then indicate the report for Quarter ending : Pre Scheme				
b.	If under 31(1)(c) then indicate date of allotment/extinguishment				
4.	Declaration: The Listed entity is required to submit the following declaration to the extent of submission of information:-				

Particulars	Yes*	No*
1 Whether the Listed Entity has issued any partly paid up shares?		No
2 Whether the Listed Entity has issued any Convertible Securities or Warrants?	Yes	
3 Whether the Listed Entity has any shares against which depository receipts are issued?		No
4 Whether the Listed Entity has any shares in locked-in?	Yes	
5 Whether any shares held by promoters are pledge or otherwise encumbered?		No

\* If the Listed Entity selects the option 'No' for the questions above, the columns for the partly paid up shares, Outstanding Convertible Securities/Warrants, depository receipts, locked-in shares, No of shares pledged or otherwise encumbered by promoters, as applicable, shall not be displayed at the time of dissemination on the Stock Exchange website. Also wherever there is 'No' declared by Listed Entity in above table the values will be considered as 'Zero' by default on submission of the format of holding of specified securities.

GENERATED ON : \_\_\_\_\_ NSDL : \_\_\_\_\_ CDSL : \_\_\_\_\_



**Affil Vitrified Private Limited - Shareholding Pattern Pre Scheme**

**Table 1 - Summary Statement holding of specified securities**

Category	Category of shareholder	Nos. of sharehold ers	No. of fully paid up equity shares held	No. of Partly paid-up equity shares held	No. of shares underlying Depository Receipts	Total nos. shares held	Shareholding as a % of total no. of shares (calculated as per SCRR, 1957)	Number of Voting Rights held in each class of securities			Total as a % of (A+B+C)	No. of Shares Underlying Outstanding convertible securities (including Warrants)	Shareholding, as a % assuming full conversion of convertible securities ( as a percentage of diluted share capital)	Number of Locked in shares		Number of Shares pledged or otherwise encumbered	Number of equity shares held in dematerialised form				
								No of Voting Rights		(IX)				(X)	(XI)			(XII)	(XIII)	(XIV)	
(A)	(B)	(C)	(D)	(E)	(F)	(G)	(H)	(I)	(II)		(III)	(IV)	(V)			(VI)	(VII)				(VIII)
	Promoter & Promoter Group	27	15403124	0	0	15403124	84.6481	15403124	0	15403124	84.6481	0	0	0	0	0	0	0	0	0	15403124
	Public	10	2793536	0	0	2793536	15.3519	2793536	0	2793536	15.3519	0	0	0	0	0	0	0	0	0	2793536
	Non Promoter - Public	0	0	0	0	0	0.0000	0	0	0	0.0000	0	0	0	0	0	0	0	0	0	0
	Shares Underlying DRs	0	0	0	0	0	0.0000	0	0	0	0.0000	0	0	0	0	0	0	0	0	0	0
	Shares Held By Employee Trust	0	0	0	0	0	0.0000	0	0	0	0.0000	0	0	0	0	0	0	0	0	0	0
	Total	37	18196660	0	0	18196660	100.0000	18196660	0	18196660	100.0000	0	0	0	0	0	0	0	0	0	18196660

GENERATED ON : NSDL : CDSL :



**Table II - Statement showing shareholding pattern of the Promoter and Promoter Group**

Category & Name of the shareholders	Entity Type	Nos. of fully paid up equity shares held	Partly paid up equity shares held	No. of shares underlying Deposits or other securities	Total nos. (IV+V+VI) of (A+B+C)	Shareholding % calculated as per SCRR, 1957 As a % of (A+B+C)	Number of Voting Rights held in each class of securities			No. of Shares Underlying convertible securities (including Warrants)	Shareholding as a % assuming full conversion of convertible securities (as a percentage of diluted share capital)	Number of Locked In shares	Number of Shares pledged or otherwise encumbered	Number of equity shares held in dematerialised form	
							Class eq. x	Class eq. y	Total						
(i)	(ii)	(iii)	(iv)	(v)	(vi)	(vii) As a % of (A+B+C)	(viii) As a % of (A+B+C)	(ix) As a % of (A+B+C)	(x) As a % of (A+B+C)	(xi) As a % of (A+B+C)	(xii) As a % of (A+B+C)	(xiii) As a % of (A+B+C)	(xiv) As a % of (A+B+C)	(xv)	
Indian		27	15403124	0	15403124	84.6481	15403124	0	15403124	84.6481	0	0.0000	0	0.0000	15403124
Individual / Hindu Undivided Family	Promoter	1	15403124	0	15403124	84.6481	15403124	0	15403124	84.6481	0	0.0000	0	0.0000	15403124
Gurubhai K. Patel	Promoter	1	207375	0	207375	1.1396	207375	0	207375	1.1396	0	0.0000	0	0.0000	207375
Rajubhai K. Patel	Promoter	1	207375	0	207375	1.1396	207375	0	207375	1.1396	0	0.0000	0	0.0000	207375
Hites Sureshbhai Patel	Promoter	1	3859312	0	3859312	21.2789	3859312	0	3859312	21.2789	0	0.0000	0	0.0000	3859312
Chhaya S. Patel	Promoter	1	319313	0	319313	1.7548	319313	0	319313	1.7548	0	0.0000	0	0.0000	319313
Bharguba P. Patel	Promoter	1	343875	0	343875	1.8998	343875	0	343875	1.8998	0	0.0000	0	0.0000	343875
Bhargubhai P. Patel HUF	Promoter	1	623875	0	623875	3.4285	623875	0	623875	3.4285	0	0.0000	0	0.0000	623875
Varadkumar R. Patel	Promoter	1	249125	0	249125	1.3691	249125	0	249125	1.3691	0	0.0000	0	0.0000	249125
Parthiv M. Patel	Promoter	1	967375	0	967375	5.3162	967375	0	967375	5.3162	0	0.0000	0	0.0000	967375
Gurubhai M. Patel	Promoter	1	412375	0	412375	2.2662	412375	0	412375	2.2662	0	0.0000	0	0.0000	412375
Sureshbhai R. Patel	Promoter	1	147375	0	147375	0.8099	147375	0	147375	0.8099	0	0.0000	0	0.0000	147375
Sureshbhai B. Patel	Promoter	1	767375	0	767375	4.2171	767375	0	767375	4.2171	0	0.0000	0	0.0000	767375
Jayantibai M. Patel	Promoter	1	156500	0	156500	0.8590	156500	0	156500	0.8590	0	0.0000	0	0.0000	156500
Ujjainbhai V. Patel	Promoter	1	467375	0	467375	2.5673	467375	0	467375	2.5673	0	0.0000	0	0.0000	467375
Mangubhai V. Patel	Promoter	1	343875	0	343875	1.8998	343875	0	343875	1.8998	0	0.0000	0	0.0000	343875
Varadkumar R. Patel	Promoter	1	2166937	0	2166937	11.8984	2166937	0	2166937	11.8984	0	0.0000	0	0.0000	2166937
Bhargubhai M. Patel	Promoter	1	343875	0	343875	1.8998	343875	0	343875	1.8998	0	0.0000	0	0.0000	343875
Varadkumar R. Patel HUF	Promoter	1	118750	0	118750	0.6498	118750	0	118750	0.6498	0	0.0000	0	0.0000	118750
Jagdishkumar R. Patel	Promoter	1	138750	0	138750	0.7598	138750	0	138750	0.7598	0	0.0000	0	0.0000	138750
Gulabam R. Patel	Promoter	1	57249	0	57249	0.3146	57249	0	57249	0.3146	0	0.0000	0	0.0000	57249
Dharmendra B. Patel	Promoter	1	57249	0	57249	0.3146	57249	0	57249	0.3146	0	0.0000	0	0.0000	57249
Kamleshbhai M. Patel	Promoter	1	133688	0	133688	0.7347	133688	0	133688	0.7347	0	0.0000	0	0.0000	133688
Kamleshbhai M. Patel	Promoter	1	843687	0	843687	4.6365	843687	0	843687	4.6365	0	0.0000	0	0.0000	843687
Gurubhai K. Patel	Promoter	1	347375	0	347375	1.9090	347375	0	347375	1.9090	0	0.0000	0	0.0000	347375
Bhargubhai R. Patel	Promoter	1	109125	0	109125	0.5997	109125	0	109125	0.5997	0	0.0000	0	0.0000	109125
Arvind B. Patel	Promoter	1	451938	0	451938	2.4836	451938	0	451938	2.4836	0	0.0000	0	0.0000	451938
Arvind B. Patel	Promoter	1	49125	0	49125	0.2700	49125	0	49125	0.2700	0	0.0000	0	0.0000	49125
Alpeshkumar Patel	Promoter	1	1073875	0	1073875	5.9015	1073875	0	1073875	5.9015	0	0.0000	0	0.0000	1073875
Shubank Mukeshbhai Patel	Promoter	1	1073875	0	1073875	5.9015	1073875	0	1073875	5.9015	0	0.0000	0	0.0000	1073875
Central Government / State Government(s)		0	0	0	0	-	0	0	0	-	0	0.0000	0	0.0000	0
Financial Institutions / Banks		0	0	0	0	-	0	0	0	-	0	0.0000	0	0.0000	0
Any Other (Specify)		0	0	0	0	-	0	0	0	-	0	0.0000	0	0.0000	0
Sub Total (A+B)		27	15403124	0	15403124	84.6481	15403124	0	15403124	84.6481	0	0.0000	0	0.0000	15403124
Foreign		0	0	0	0	-	0	0	0	-	0	0.0000	0	0.0000	0
Individuals (Non-Resident Individuals / Foreign)		0	0	0	0	-	0	0	0	-	0	0.0000	0	0.0000	0
Government		0	0	0	0	-	0	0	0	-	0	0.0000	0	0.0000	0
Hereditary		0	0	0	0	-	0	0	0	-	0	0.0000	0	0.0000	0
Foreign Bodies Investor		0	0	0	0	-	0	0	0	-	0	0.0000	0	0.0000	0
Any Other (Specify)		0	0	0	0	-	0	0	0	-	0	0.0000	0	0.0000	0
Sub Total (A+B+C)		0	0	0	0	-	0	0	0	-	0	0.0000	0	0.0000	0
Total Shareholding of Promoter And Promoter Group (A+B+C+D)		27	15403124	0	15403124	84.6481	15403124	0	15403124	84.6481	0	0.0000	0	0.0000	15403124

Details of Shares which remain undisclosed may be given here along with details such as number of shareholders, outstanding shares held in demerit/undemered suspense account, voting rights which are frozen etc.

Note  
 (1) PAN would not be displayed on website of Stock Exchange(s)  
 (2) The term 'Encumbrance' has the same meaning as assigned under regulation 28(3) of SEBI (Substantial Acquisition of Shares and Takeovers) Regulations, 2011.



GENERATED ON: NSDL: CSIL:

**Afil Verified Private Limited - Shareholding Pattern Pre Scheme**  
**Table III - Statement showing shareholding pattern of the Public Shareholder**

Category & Name of the shareholders	(iii) Nos. of shareholder s	(iv) No. of fully paid up equity shares held	(v) Partly paid-up equity shares held	(vi) No. of shares underlying Depository Receipts	(vii) = (iv)+(v)+(vi)	(viii) As a % of (A+B+C2)	Number of Voting Rights held in each class of securities			(x) No. of Shares Underlying Outstanding convertible securities (including Warrants)	(xi) = (viii)+(x) As a % of (A+B+C2)	Number of Locked In shares		Number of Shares pledged or otherwise encumbered	Number of equity shares held in dematerialised form	Sub-categorization of shares under Shareholding (No. of shares)				
							No of Voting Rights		Total as a % of Total Voting Rights			No. (a)	As a % of total Shares held(b)			No. (a)	As a % of total Shares held(b)	Sub- category(i)	Sub- category(ii)	Sub- category(iii)
							Class eg: X	Class eg: Y												
(i) Institutions: (Domestic)																				
(a) Mutual Fund	0	0	0	0	0	0.0000	0	0.0000	0	0.0000	0	RDV/01	NA	NA	0					
(b) Venture Capital Funds	0	0	0	0	0	0.0000	0	0.0000	0	0.0000	0	RDV/01	NA	NA	0					
(c) Alternate Investment Funds	0	0	0	0	0	0.0000	0	0.0000	0	0.0000	0	RDV/01	NA	NA	0					
(d) Banks	0	0	0	0	0	0.0000	0	0.0000	0	0.0000	0	RDV/01	NA	NA	0					
(e) Insurance Companies	0	0	0	0	0	0.0000	0	0.0000	0	0.0000	0	RDV/01	NA	NA	0					
(f) Provident Funds/ Pension Funds	0	0	0	0	0	0.0000	0	0.0000	0	0.0000	0	RDV/01	NA	NA	0					
(g) Asset Reconstruction Companies	0	0	0	0	0	0.0000	0	0.0000	0	0.0000	0	RDV/01	NA	NA	0					
(h) Sovereign Wealth Funds	0	0	0	0	0	0.0000	0	0.0000	0	0.0000	0	RDV/01	NA	NA	0					
(i) NBFCs registered with RBI	0	0	0	0	0	0.0000	0	0.0000	0	0.0000	0	RDV/01	NA	NA	0					
(j) Other Financial Institutions	0	0	0	0	0	0.0000	0	0.0000	0	0.0000	0	RDV/01	NA	NA	0					
(k) Any Other (Specify)	0	0	0	0	0	0.0000	0	0.0000	0	0.0000	0	RDV/01	NA	NA	0					
(l) Sub Total (B)(1)	0	0	0	0	0	0.0000	0	0.0000	0	0.0000	0	RDV/01	NA	NA	0					
(m) Institutions (Foreign)																				
(a) Foreign Direct Investment	0	0	0	0	0	0.0000	0	0.0000	0	0.0000	0	RDV/01	NA	NA	0					
(b) Foreign Venture Capital Investors	0	0	0	0	0	0.0000	0	0.0000	0	0.0000	0	RDV/01	NA	NA	0					
(c) Sovereign Wealth Funds	0	0	0	0	0	0.0000	0	0.0000	0	0.0000	0	RDV/01	NA	NA	0					
(d) Foreign Portfolio Investors Category I	0	0	0	0	0	0.0000	0	0.0000	0	0.0000	0	RDV/01	NA	NA	0					
(e) Foreign Portfolio Investors Category II	0	0	0	0	0	0.0000	0	0.0000	0	0.0000	0	RDV/01	NA	NA	0					
(f) Overseas Depositor/Holding DPs (balancing figure)	0	0	0	0	0	0.0000	0	0.0000	0	0.0000	0	RDV/01	NA	NA	0					
(g) Any Other (Specify)	0	0	0	0	0	0.0000	0	0.0000	0	0.0000	0	RDV/01	NA	NA	0					
(h) Sub Total (B)(2)	0	0	0	0	0	0.0000	0	0.0000	0	0.0000	0	RDV/01	NA	NA	0					
3 Central Government/ State Government(s)																				
(a) Central Government / Presidents of India	0	0	0	0	0	0.0000	0	0.0000	0	0.0000	0	RDV/01	NA	NA	0					
(b) State Government / Governor	0	0	0	0	0	0.0000	0	0.0000	0	0.0000	0	RDV/01	NA	NA	0					
(c) Shareholding by Companies or Bodies Corporate where Central / State Government is a promoter	0	0	0	0	0	0.0000	0	0.0000	0	0.0000	0	RDV/01	NA	NA	0					
(d) Sub Total (B)(3)	0	0	0	0	0	0.0000	0	0.0000	0	0.0000	0	RDV/01	NA	NA	0					
4 Non-Institutions																				
(a) Associate companies / Subsidiaries	0	0	0	0	0	0.0000	0	0.0000	0	0.0000	0	RDV/01	NA	NA	0					
(b) Directors and their relatives (excluding Independent Directors and nominee Directors)	0	0	0	0	0	0.0000	0	0.0000	0	0.0000	0	RDV/01	NA	NA	0					
(c) Key Managerial Personnel	0	0	0	0	0	0.0000	0	0.0000	0	0.0000	0	RDV/01	NA	NA	0					
(d) Relatives of promoters (other than 'immediate relatives' of promoters disclosed under 'Promoter and Promoter Group' category)	0	0	0	0	0	0.0000	0	0.0000	0	0.0000	0	RDV/01	NA	NA	0					





**Affil Vitrified Private Limited - Shareholding Pattern Pre Scheme**

**Table IV - Statement showing shareholding pattern of the Non Promoter- Non Public shareholder**

Category & Name of the shareholders (i)	Nos. of shares held (iii)	No. of fully paid up equity shares held (iv)	Partly paid-up equity shares held (v)	No. of shares underlying Depository Receipts held (vi)	Total nos. shares held (vii) = (i)+(ii)+(iii)+(iv)+(v)+(vi)	Shareholding % calculated as per SCRR, 1957 As a % of (A+B+C2) (viii) As a % of (A+B+C)	Number of Voting Rights held in each class of securities			Total as a % of (A+B+C) (ix)	No. of Shares Underlying Outstanding convertible securities (including share Warrants) (x)	Shareholding % as a % assuming full conversion of convertible securities (including diluted percentage of share capital) (xi) = (x)/(vii)	Number of Locked in shares		Number of Shares pledged or otherwise encumbered (No. (a))	Number of equity shares held in dematerialised form (xiv)
							No of Voting Rights Class eg: Y	Class eg: X	Total				As a % of total Shares held (b)	As a % of total Shares held (c)		
1 Custodian/DR Holder Employee Benefit Trust / Employee Welfare Trust under SEBI (Share based Employee Benefits and Sweat Equity) Regulations, 2021	0	0	0	0	0	0.0000	0	0	0	0.0000	0	0	0	0	0	0
2 Total Non-Promoter- Non Public Shareholding (C)= (C1)+(C2)	0	0	0	0	0	0.0000	0	0	0	0.0000	0	0	0	0	0	0

Note :

- (1) PAN would not be displayed on website of Stock Exchange(s).
- (2) The above format needs to be disclosed along with the names of the shareholders holding 1% or more than 1% of shares of the listed entity. Column no.(XIII)is not applicable in the above format.
- (3) W.r.t. the information pertaining to Depository Receipts, the same may be disclosed in the respective columns to the extent information available.

GENERATED ON : NSDL : CDL :



**Shareholding Pattern under Regulation 31 of SEBI (Listing Obligations and Disclosure Requirements) Regulations, 2015**

1.	Name of Listed Entity: Ivanta Ceramics Industries Private Limited
2.	Scrip Code/Name of Scrip/Class of Security: NA
3.	Share Holding Pattern filed under: Reg. 31(1)(a)/Reg. 31(1)(b)/Reg.31(1)(c)
	a. If under 31(1)(b) then indicate the report for Quarter ending : Pre Scheme
	b. If under 31(1)(c) then indicate date of allotment/extinguishment
4.	Declaration: The Listed entity is required to submit the following declaration to the extent of submission of information:-

Particulars		Yes*	No*
1	Whether the Listed Entity has issued any partly paid up shares?		No
2	Whether the Listed Entity has issued any Convertible Securities or Warrants?	Yes	
3	Whether the Listed Entity has any shares against which depository receipts are issued?		No
4	Whether the Listed Entity has any shares in locked-in?	Yes	
5	Whether any shares held by promoters are pledge or otherwise encumbered?		No

\* If the Listed Entity selects the option 'No' for the questions above, the columns for the partly paid up shares, Outstanding Convertible Securities/Warrants, depository receipts, locked-in shares, No of shares pledged or otherwise encumbered by promoters, as applicable, shall not be displayed at the time of dissemination on the Stock Exchange website. Also wherever there is 'No' declared by Listed Entity in above table the values will be considered as 'Zero' by default on submission of the format of holding of specified securities.

GENERATED ON : NSDL : CDSL :



**Ivanta Ceramics Industries Private Limited - Shareholding Pattern Pre Scheme**

**Table 1 - Summary Statement holding of specified securities**

Category	(i)	(ii)	(iii)	(iv)	(v)	(vi)	(vii) = (iv)+(v)+(vi)	(viii) As a %	Number of Voting Rights held in each class of securities			(ix)	(x)	(xi) = (vii)+(x)	Number of Locked In shares		(xiii)	(xiv)
									No of Voting Rights	Class eg: X	Class eg: Y				Total as a % of (A+B+C)	No. (a)		
Category of shareholder	(A)	Promoter & Promoter Group	2	208000	0	0	208000	26.0000	208000	0	208000	26.0000	0	0	0	0.0000	208000	
	(B)	Public	23	592000	0	0	592000	74.0000	592000	0	592000	74.0000	0	0	0	0.0000	592000	
	(C)	Non Promoter - Public	0	0	0	0	0	0.0000	0	0	0	0.0000	0	0	0	0.0000	0	
	(C1)	Shares Underlying DRS	0	0	0	0	0	0.0000	0	0	0	0.0000	0	0	0	0.0000	0	
	(C2)	Shares held By Employee Trust	0	0	0	0	0	0.0000	0	0	0	0.0000	0	0	0	0.0000	0	
	Total		25	800000	0	0	800000	100.0000	800000	0	800000	100.0000	0	0	0	0.0000	800000	

GENERATED ON : NSDL : CDSL :



**Vanta Ceramics Industries Private Limited - Shareholding Pattern Pre Scheme**  
**Table II - Statement showing shareholding pattern of the Promoter and Promoter Group**

Category & Name of the shareholders	Entry Type	Nos. of No. of fully shares paid up equity orders shares held	Party paid-up equity shares held	No. of shares underlying Deposit Receipts	Total nos. shares held (IV)+(V)+(VI)	Shareholding % calculated as per SCRR, 1957 As a % of (A+B+C2)	Number of Voting Rights held in each class of securities			No. of Shares Underlying Outstanding convertible securities (including Warrants)	Shareholding % as a % assuming full conversion of convertible securities (as a percentage of diluted share capital)	Number of Locked in shares		Number of Shares pledged or otherwise encumbered		Number of equity shares held in dematerialised form
							Class eg: X	Class eg: Y	Class Total			Total as a % of Total Voting Rights	(a)	(b)	(a)	
(i)		(iii)	(iv)	(v)	(vi)	(vii) = (iv)+(v)+(vi)	(viii) As a % of (A+B+C2)	(ix)			(x)	(xi) = (viii)+(x)	(xii)	(xiii)	(xiv)	
1	Indian															
(a)	Individuals / Hindu Undivided Family	2	208000	0	0	208000	26.0000	208000	0	208000	26.0000	0	0.0000	0	0.0000	208000
	Karnalchhai M. Patel	1	32000	0	0	32000	4.0000	32000	0	32000	4.0000	0	0.0000	0	0.0000	32000
	Hirenhal P. Patel	1	176000	0	0	176000	22.0000	176000	0	176000	22.0000	0	0.0000	0	0.0000	176000
(b)	Central Government / State Government(s)	0	0	0	0	0	-	0	0	0	0.0000	0	#DIV/0!	0	0	0
(c)	Financial Institutions / Banks	0	0	0	0	0	-	0	0	0	0.0000	0	#DIV/0!	0	0	0
(d)	Any Other (Specify)	0	0	0	0	0	-	0	0	0	0.0000	0	#DIV/0!	0	0	0
2	Sub Total (A)(1)	2	208000	0	0	208000	26.0000	208000	0	208000	26.0000	0	0.0000	0	0.0000	208000
	Foreign															
(a)	Individuals (non-Resident Individuals / foreign Individuals)	0	0	0	0	0	-	0	0	0	-	0	0	0	0	0
(b)	Government	0	0	0	0	0	-	0	0	0	-	0	0	0	0	0
(c)	Institutions	0	0	0	0	0	-	0	0	0	-	0	0	0	0	0
(d)	Foreign Portfolio Investor	0	0	0	0	0	-	0	0	0	-	0	0	0	0	0
(e)	Any Other (Specify)	0	0	0	0	0	-	0	0	0	-	0	0	0	0	0
	Sub Total (A)(2)	0	0	0	0	0	-	0	0	0	-	0	0	0	0	0
	Total Shareholding Of Promoter And Promoter Group (A)(1)+(A)(2)	2	208000	0	0	208000	26.0000	208000	0	208000	26.0000	0	0.0000	0	0.0000	208000

Details of Shares which remain unclaimed may be given hear along with details such as number of shareholders, outstanding shares held in demat/unclaimed suspense account, voting rights which are frozen etc.

Note  
 (1) PAN would not be displayed on website of Stock Exchanges  
 (2) The term 'Encumbrance' has the same meaning as assigned under regulation 28(3) of SEBI (Substantial Acquisition of Shares and Takeovers) Regulations, 2011.


GENERATED ON : NSDL : CDSL :



**Ivanta Ceramics Industries Private Limited - Shareholding Pattern Pre Scheme**

**Table III - Statement showing shareholding pattern of the Public shareholder**

Category & Name of the shareholders	(i)	(iii)	(iv)	(v)	(vi)	(vii) = (iv)+(v)+(vi)	(viii) As a % of (A+B+C2)	(ix)			(x)	(xi) = (vii)+(ix) As a % of (A+B+C2)	(xii)		(xiii)	(xiv)	(xv)	(xvi)			
								No. of Shares Underlying convertible securities (including Warrants)	Shareholding, as a % assuming full conversion of convertible securities (as a percentage of diluted share capital)	Number of Locked in shares			As a % of total Shares (held)	Number of Shares pledged or otherwise encumbered				As a % of total Shares (held)	Number of equity shares held in dematerialized form	Shareholding (No. of shares) under	Sub-category (i)
1. Institutions (Domestic)																					
(a) Mutual Fund	0	0	0	0	0	0	0.0000	0	0.0000	0	0.0000	0	#DIV/0!	NA	0						
(b) Venture Capital Funds	0	0	0	0	0	0	0.0000	0	0.0000	0	0.0000	0	#DIV/0!	NA	0						
(c) Alternative Investment Funds	0	0	0	0	0	0	0.0000	0	0.0000	0	0.0000	0	#DIV/0!	NA	0						
(d) Banks	0	0	0	0	0	0	0.0000	0	0.0000	0	0.0000	0	#DIV/0!	NA	0						
(e) Insurance Companies	0	0	0	0	0	0	0.0000	0	0.0000	0	0.0000	0	#DIV/0!	NA	0						
(f) Provident Funds/ Pension Funds	0	0	0	0	0	0	0.0000	0	0.0000	0	0.0000	0	#DIV/0!	NA	0						
(g) Asset Reconstruction Companies	0	0	0	0	0	0	0.0000	0	0.0000	0	0.0000	0	#DIV/0!	NA	0						
(h) Sovereign Wealth Funds	0	0	0	0	0	0	0.0000	0	0.0000	0	0.0000	0	#DIV/0!	NA	0						
(i) NBFCs registered with RBI	0	0	0	0	0	0	0.0000	0	0.0000	0	0.0000	0	#DIV/0!	NA	0						
(j) Other Financial Institutions	0	0	0	0	0	0	0.0000	0	0.0000	0	0.0000	0	#DIV/0!	NA	0						
(k) Any Other (Specify)	0	0	0	0	0	0	0.0000	0	0.0000	0	0.0000	0	#DIV/0!	NA	0						
(l) Sub Total (A1)	0	0	0	0	0	0	0.0000	0	0.0000	0	0.0000	0	#DIV/0!	NA	0						
2. Institutions (Foreign)																					
(a) Foreign Direct Investment	0	0	0	0	0	0	0.0000	0	0.0000	0	0.0000	0	#DIV/0!	NA	0						
(b) Foreign Venture Capital Investors	0	0	0	0	0	0	0.0000	0	0.0000	0	0.0000	0	#DIV/0!	NA	0						
(c) Sovereign Wealth Funds	0	0	0	0	0	0	0.0000	0	0.0000	0	0.0000	0	#DIV/0!	NA	0						
(d) Foreign Portfolio Investors Category I	0	0	0	0	0	0	0.0000	0	0.0000	0	0.0000	0	#DIV/0!	NA	0						
(e) Foreign Portfolio Investors Category II	0	0	0	0	0	0	0.0000	0	0.0000	0	0.0000	0	#DIV/0!	NA	0						
(f) Overseas Depositor (holding Dkt) (branching figure)	0	0	0	0	0	0	0.0000	0	0.0000	0	0.0000	0	#DIV/0!	NA	0						
(g) Any Other (Specify)	0	0	0	0	0	0	0.0000	0	0.0000	0	0.0000	0	#DIV/0!	NA	0						
(h) Sub Total (B1)	0	0	0	0	0	0	0.0000	0	0.0000	0	0.0000	0	#DIV/0!	NA	0						
3. Central Government/ State Government(s)																					
(a) Central Government/ President of India	0	0	0	0	0	0	0.0000	0	0.0000	0	0.0000	0	#DIV/0!	NA	0						
(b) State Government / Governor	0	0	0	0	0	0	0.0000	0	0.0000	0	0.0000	0	#DIV/0!	NA	0						
(c) Shareholding by Companies or Bodies Corporate where Central / State Government is a promoter	0	0	0	0	0	0	0.0000	0	0.0000	0	0.0000	0	#DIV/0!	NA	0						
(d) Sub Total (B2)	0	0	0	0	0	0	0.0000	0	0.0000	0	0.0000	0	#DIV/0!	NA	0						
4. Non-Institutions																					
(a) Associate companies / Subsidiaries	0	0	0	0	0	0	0.0000	0	0.0000	0	0.0000	0	#DIV/0!	NA	0						
(b) Directors and their relatives (including Independent Directors and nominee Directors)	0	0	0	0	0	0	0.0000	0	0.0000	0	0.0000	0	#DIV/0!	NA	0						
(c) Key Managerial Personnel	0	0	0	0	0	0	0.0000	0	0.0000	0	0.0000	0	#DIV/0!	NA	0						
(d) Relatives of promoters (other than immediate relatives of promoters disclosed under "Promoter and Promoter Group" category)	0	0	0	0	0	0	0.0000	0	0.0000	0	0.0000	0	#DIV/0!	NA	0						





**Ivanta Ceramics Industries Private Limited - Shareholding Pattern Pre Scheme**  
**Table IV - Statement showing shareholding pattern of the Non Promoter- Non Public shareholder**

	Category & Name of the shareholders (i)	Nos. of shares	Nos. of shares held	Partly paid-up equity shares held	No. of shares underlying Depository Receipts	Total nos. shares held (A+B+C)	Shareholding % calculated as per SCRR, 1957 As a % of (A+B+C)	Number of Voting Rights held in each class of securities		Total as a % of (A+B+C)	No. of Shares Underlying conversion of convertible securities (including share warrants) capital (X)	Shareholding %, as a % assuming full conversion of convertible securities (including share warrants) capital (XI) =	Number of Locked in shares		Number of Shares pledged or otherwise encumbered	Number of equity shares held in dematerialised form (XIV)	
								Class eg: Y	Class eg: Z				(a) No. of shares	(b) As a % of total Shares held			(a) No. of Shares
	(ii)	(iii)	(iv)	(v)	(vi)	(vii)	(viii)	(ix)	(x)	(xi)	(xii)	(xiii)	(xiv)	(xv)			
1	Custodian/DR Holder Employee Benefit Trust / Employee Welfare Trust under SEBI (Share based Employee Benefits and Sweat Equity) Regulations, 2021	0	0	0	0	0	0.0000	0	0	0.0000	0	0.0000	0	0.0000	NA	NA	0
2	Total Non-Promoter- Non Public Shareholding (C)= (C)(1)+(C)(2)	0	0	0	0	0	0.0000	0	0	0.0000	0	0.0000	0	0.0000	NA	NA	0

**Note :**

- (1) PAN would not be displayed on website of Stock Exchange(s).
- (2) The above format needs to be disclosed along with the names of the shareholders holding 1% or more than 1% of shares of the listed entity. Column no. (XIII) is not applicable in the above format.
- (3) W.r.t. the information pertaining to Depository Receipts, the same may be disclosed in the respective columns to the extent information available.

GENERATED ON :12/08/2023      NSDL :      CDSL :



**Shareholding Pattern under Regulation 31 of SEBI (Listing Obligations and Disclosure Requirements) Regulations, 2015**

1.	Name of Listed Entity: Crystal Ceramic Industries Limited
2.	Scrip Code/Name of Scrip/Class of Security: NA
3.	Share Holding Pattern Filed under: Reg. 31(1)(a)/Reg. 31(1)(b)/Reg.31(1)(c)
	a. If under 31(1)(b) then indicate the report for Quarter ending : Pre Scheme
	b. If under 31(1)(c) then indicate date of allotment/extinguishment
4.	Declaration: The Listed entity is required to submit the following declaration to the extent of submission of information:-

Particulars	Yes*	No*
1 Whether the Listed Entity has issued any partly paid up shares?		No
2 Whether the Listed Entity has issued any Convertible Securities or Warrants?	Yes	No
3 Whether the Listed Entity has any shares against which depository receipts are issued?		No
4 Whether the Listed Entity has any shares in locked-in?	Yes	
5 Whether any shares held by promoters are pledge or otherwise encumbered?		No

\* If the Listed Entity selects the option 'No' for the questions above, the columns for the partly paid up shares, Outstanding Convertible Securities/Warrants, depository receipts, locked-in shares, No of shares pledged or otherwise encumbered by promoters, as applicable, shall not be displayed at the time of dissemination on the Stock Exchange website. Also wherever there is 'No' declared by Listed Entity in above table the values will be considered as 'Zero' by default on submission of the format of holding of specified securities.

GENERATED ON : \_\_\_\_\_ NSDL : \_\_\_\_\_ CDSL : \_\_\_\_\_



**Crystal Ceramic Industries Limited - Shareholding Pattern Pre Scheme**  
**Table 1 - Summary Statement holding of specified securities**

Category	Category of shareholder	Nos. of shareholder	No. of fully paid up equity shares held	No. of Partly paid-up equity shares held	No. of shares underlying Depository Receipts	Total nos. shares held	(VII) = (IV)+(V)+(VI)	Shareholding as a % of total no. of shares (calculated as per SCRR, 1957)	Number of Voting Rights held in each class of securities		Total as a % of (A+B+C)	No. of Shares Underlying Outstanding convertible securities (including Warrants)	Shareholding, as a % assuming full conversion of convertible securities (as a percentage of diluted share capital)	Number of Locked in Shares	Number of Shares pledged or otherwise encumbered	Number of equity shares held in dematerialised form
									Class eg: X	Class eg: Y						
(I)	(II)	(III)	(IV)	(V)	(VI)	(VII)	(VIII) As a %	(IX) Total	(X)	(XI) = (VII)/(X)	(XII)	(XIII)	(XIV)			
(A)	Promoter & Promoter Group	6	31487577	0	0	31487577	78.1337	31487577	0	31487577	78.1337	0	0	0	0	31487577
(B)	Public	13	8812035	0	0	8812035	21.8663	8812035	0	8812035	21.8663	0	0	0	0	8812035
(C)	Non Promoter - Public	0	0	0	0	0	0.0000	0	0	0	0.0000	0	0	0	0	0
(C1)	Shares Underlying DRs	0	0	0	0	0	0.0000	0	0	0	0.0000	0	0	0	0	0
(C2)	Shares Held By Employee Trust	0	0	0	0	0	0.0000	0	0	0	0.0000	0	0	0	0	0
	<b>Total</b>	<b>19</b>	<b>40299612</b>	<b>0</b>	<b>0</b>	<b>40299612</b>	<b>100.0000</b>	<b>40299612</b>	<b>0</b>	<b>40299612</b>	<b>100.0000</b>	<b>0</b>	<b>0</b>	<b>0</b>	<b>0</b>	<b>40299612</b>

GENERATED ON : NSDL : CDSL :



**Crystal Ceramic Industries Limited - Shareholding Pattern Pre Scheme**  
**Table II - Statement showing shareholding pattern of the Promoter and Promoter Group**

Category & Name of the shareholders	Entity Type	Nos. of No. of fully shares paid up equity shares held	Party paid-up equity shares held	No. of shares underlying Deposits or Receipts	Total nos. shares held (V)+(VI)+(VII)	Shareholding % calculated as per SCRR, 1957 As a % of (A+B+C2)	Number of Voting rights held in each class of securities			No. of Shares Underlying Outstanding convertible securities (including Warrants)	Shareholding % as a % assuming full conversion of convertible securities (as a percentage of diluted share capital)	Number of Locked In Shares		Number of Shares pledged or otherwise encumbered	Number of equity shares held in dematerialised form
							Class eg: X	Class eg: Y	Total			As a % of total Shares held(a)	As a % of total Shares held(b)		
(i)		(iii)	(iv)	(v)	(vi) = (v)+(vi)+(vii)	(viii) As a % of (A+B+C2)	(ix)			(x)	(xi) = (viii)-(x)	(xii)	(xiii)	(xiv)	
1. Indian															
(a) Individuals / Hindu Undivided Family		6	31487577	0	31487577	78.1337	31487577	0	31487577	78.1337	0	0.0000	0	0.0000	31487577
Bharatbhai Purohitramdas Patel	Promoter	1	1845042	0	1845042	4.5733	1845042	0	1845042	4.5733	0	0.0000	0	0.0000	1845042
Asian Granite India Limited	Promoter	1	28209734	0	28209734	70.0000	28209734	0	28209734	70.0000	0	0.0000	0	0.0000	28209734
Rugabhai Shahkhanth Patel	Promoter Group	1	123717	0	123717	0.3070	123717	0	123717	0.3070	0	0.0000	0	0.0000	123717
Milankumar Bharatbhai Patel	Promoter Group	1	750000	0	750000	1.8611	750000	0	750000	1.8611	0	0.0000	0	0.0000	750000
Laxman Bharatbhai Patel	Promoter Group	1	136500	0	136500	0.3387	136500	0	136500	0.3387	0	0.0000	0	0.0000	136500
Narashahai Purohitramdas Patel	Promoter Group	1	424584	0	424584	1.0536	424584	0	424584	1.0536	0	0.0000	0	0.0000	424584
(b) Central Government / State Government(s)		0	0	0	0	-	0	0	0	-	0	0.0000	0	0	
(c) Financial Institutions / Banks		0	0	0	0	-	0	0	0	-	0	0.0000	0	0	
(d) Any Other (Specify)		0	0	0	0	-	0	0	0	-	0	0.0000	0	0	
Sub Total (A)(1)		6	31487577	0	31487577	78.1337	31487577	0	31487577	78.1337	0	0.0000	0	0.0000	31487577
2. Foreign															
(a) Individuals (Non-Resident Individuals / Foreign Individuals)		0	0	0	0	-	0	0	0	-	0	0	0	0	
(b) Government		0	0	0	0	-	0	0	0	-	0	0	0	0	
(c) Institutions		0	0	0	0	-	0	0	0	-	0	0	0	0	
(d) Foreign Portfolio Investor		0	0	0	0	-	0	0	0	-	0	0	0	0	
(e) Any Other (Specify)		0	0	0	0	-	0	0	0	-	0	0	0	0	
Sub Total (A)(2)		0	0	0	0	-	0	0	0	-	0	0	0	0	
Total Shareholding Of Promoter And Promoter Group (A) = (A)(1)+(A)(2)		6	31487577	0	31487577	78.1337	31487577	0	31487577	78.1337	0	0.0000	0	0.0000	31487577

Details of Shares which remain unclaimed may be given hear along with details such as number of shareholders, outstanding shares held in demat/unclaimed suspense account, voting rights which are frozen etc.

Note  
 (1) PAN would not be displayed on website of Stock Exchange(s)  
 (2) The term 'Encumbrance' has the same meaning as assigned under regulation 28(3) of SEBI (Substantial Acquisition of Shares and Takeovers) Regulations, 2011.

GENERATED ON: NSDL: CDSL:



**Crystal Ceramic Industries Limited - Shareholding Pattern Pre Scheme**  
**Table III - Statement showing Shareholding pattern of the Public Shareholder**

(i)	(ii)	(iii)	(iv)	(v)	(vi)	(vii) = (iv)+(v)+(vi)	(viii) As a % of (A+B+C2)	(ix)			(x)	(xi) = (vii)-(x) As a % of (A+B+C2)	(xii)		(xiii)	(xiv)	(xv)			
								Number of Voting Rights held in each class of securities		Total as a % of Total Voting Rights			No. of Shares Underlying Outstanding convertible securities (including Warrants)	Number of Locked in shares			Shares pledged or otherwise encumbered	Number of equity shares held in dematerialized form	Sub-categorization of shares under	Sub-categorization of shares under
Category & Name of the shareholders	Nos. of shares	No. of fully paid up equity shares held	Partly paid-up equity shares held	No. of shares underlying Depository Receipts	Total nos. shares held	Shareholding % calculated as per SCRR, 1957 As a % of (A+B+C2)	No. of Voting Rights		Total as a % of Total Voting Rights	No. of Shares Underlying Outstanding convertible securities (including Warrants)	Shareholding, as a % assuming full conversion of convertible securities (as a percentage of diluted share capital)	No. (e)	As a % of total Shares held (b)	No. (a)	As a % of total Shares held (b)	Number of equity shares held in dematerialized form	Shareholding(No. of shares) under	Sub-categorization of shares under	Sub-categorization of shares under	Sub-categorization of shares under
							Class eg: X	Class eg: Y												
1	Institutions (Domestic)	0	0	0	0	0.0000	0	0.0000	0	0.0000	0	#DIV/0!	N/A	N/A	0					
(a)	Mutual Fund	0	0	0	0	0.0000	0	0.0000	0	0.0000	0	#DIV/0!	N/A	N/A	0					
(b)	Venture Capital Funds	0	0	0	0	0.0000	0	0.0000	0	0.0000	0	#DIV/0!	N/A	N/A	0					
(c)	Alternate Investment Funds	0	0	0	0	0.0000	0	0.0000	0	0.0000	0	#DIV/0!	N/A	N/A	0					
(d)	Banks	0	0	0	0	0.0000	0	0.0000	0	0.0000	0	#DIV/0!	N/A	N/A	0					
(e)	Insurance Companies	0	0	0	0	0.0000	0	0.0000	0	0.0000	0	#DIV/0!	N/A	N/A	0					
(f)	Provident Funds/ Pension Funds	0	0	0	0	0.0000	0	0.0000	0	0.0000	0	#DIV/0!	N/A	N/A	0					
(g)	Asset Reconstruction Companies	0	0	0	0	0.0000	0	0.0000	0	0.0000	0	#DIV/0!	N/A	N/A	0					
(h)	Sovereign Wealth Funds	0	0	0	0	0.0000	0	0.0000	0	0.0000	0	#DIV/0!	N/A	N/A	0					
(i)	NRFC registered with RBI	0	0	0	0	0.0000	0	0.0000	0	0.0000	0	#DIV/0!	N/A	N/A	0					
(j)	Other financial Institutions	0	0	0	0	0.0000	0	0.0000	0	0.0000	0	#DIV/0!	N/A	N/A	0					
(k)	Any Other (Specify)	0	0	0	0	0.0000	0	0.0000	0	0.0000	0	#DIV/0!	N/A	N/A	0					
(l)	Sub Total (B)(1)	0	0	0	0	0.0000	0	0.0000	0	0.0000	0	#DIV/0!	N/A	N/A	0					
2	Institutions (Foreign)	0	0	0	0	0.0000	0	0.0000	0	0.0000	0	#DIV/0!	N/A	N/A	0					
(a)	Foreign Direct Investment	0	0	0	0	0.0000	0	0.0000	0	0.0000	0	#DIV/0!	N/A	N/A	0					
(b)	Foreign Venture Capital Investors	0	0	0	0	0.0000	0	0.0000	0	0.0000	0	#DIV/0!	N/A	N/A	0					
(c)	Sovereign Wealth Funds	0	0	0	0	0.0000	0	0.0000	0	0.0000	0	#DIV/0!	N/A	N/A	0					
(d)	Foreign Portfolio Investors Category I	0	0	0	0	0.0000	0	0.0000	0	0.0000	0	#DIV/0!	N/A	N/A	0					
(e)	Foreign Portfolio Investors Category II	0	0	0	0	0.0000	0	0.0000	0	0.0000	0	#DIV/0!	N/A	N/A	0					
(f)	Overseas Depositholding Dns) (balancing figure)	0	0	0	0	0.0000	0	0.0000	0	0.0000	0	#DIV/0!	N/A	N/A	0					
(g)	Any Other (Specify)	0	0	0	0	0.0000	0	0.0000	0	0.0000	0	#DIV/0!	N/A	N/A	0					
(h)	Sub Total (B)(2)	0	0	0	0	0.0000	0	0.0000	0	0.0000	0	#DIV/0!	N/A	N/A	0					
3	Central Government/ State Government(s)	0	0	0	0	0.0000	0	0.0000	0	0.0000	0	#DIV/0!	N/A	N/A	0					
(a)	Central Government/ President of India	0	0	0	0	0.0000	0	0.0000	0	0.0000	0	#DIV/0!	N/A	N/A	0					
(b)	State Government/ Governor	0	0	0	0	0.0000	0	0.0000	0	0.0000	0	#DIV/0!	N/A	N/A	0					
(c)	Shareholding by Companies or Bodies Corporate where Central / State Government is a promoter	0	0	0	0	0.0000	0	0.0000	0	0.0000	0	#DIV/0!	N/A	N/A	0					
(d)	Sub Total (B)(3)	0	0	0	0	0.0000	0	0.0000	0	0.0000	0	#DIV/0!	N/A	N/A	0					
4	Non Institutions	0	0	0	0	0.0000	0	0.0000	0	0.0000	0	#DIV/0!	N/A	N/A	0					
(a)	Associate companies / Subsidiaries	0	0	0	0	0.0000	0	0.0000	0	0.0000	0	#DIV/0!	N/A	N/A	0					
(b)	Directors and their relatives (excluding Independent Directors and nominee Directors)	0	0	0	0	0.0000	0	0.0000	0	0.0000	0	#DIV/0!	N/A	N/A	0					
(c)	Key Managerial Personnel	0	0	0	0	0.0000	0	0.0000	0	0.0000	0	#DIV/0!	N/A	N/A	0					
(d)	Relatives of promoters (other than immediate relatives' of promoters disclosed under Promoter and Promoter Group' category)	0	0	0	0	0.0000	0	0.0000	0	0.0000	0	#DIV/0!	N/A	N/A	0					



(a)	(b)	(c)	(d)	(e)	(f)	(g)	(h)	(i)	(j)	(k)	(l)	(m)	(n)	(o)	(p)	(q)	(r)	(s)	(t)	(u)	(v)	(w)	(x)	(y)	(z)
Trusts where any person belonging to "Promoter and Promoter Group" category is "Trustee", "Beneficiary", or "Author of the trust"	0	0	0	0	0	0	0	0	0	0	0	0	0	0	0	0	0	0	0	0	0	0	0	0	0
Investor Education and Protection Fund (IEPF)	0	0	0	0	0	0	0	0	0	0	0	0	0	0	0	0	0	0	0	0	0	0	0	0	0
I. Resident individual holding nominal share capital up to Rs. 2 Lakhs - General Public	0	0	0	0	0	0	0	0	0	0	0	0	0	0	0	0	0	0	0	0	0	0	0	0	0
II. Resident individual holding nominal share capital in excess of Rs. 2 Lakhs	13	8812035	0	0	8812035	21.8663	8812035	0	8812035	21.8663	8812035	0	8812035	21.8663	8812035	0	8812035	21.8663	8812035	0	8812035	0	0.0000	0	0
Jyotsnaben Marathbhai Patel	1	2010101	0	0	2010101	4.9879	2010101	0	2010101	4.9879	2010101	0	2010101	4.9879	2010101	0	2010101	4.9879	2010101	0	2010101	0	0.0000	0	0
Foralben Nileshkumar Patel	1	1947064	0	0	1947064	4.8315	1947064	0	1947064	4.8315	1947064	0	1947064	4.8315	1947064	0	1947064	4.8315	1947064	0	1947064	0	0.0000	0	0
Shashikant Keshavbhai Patel	1	967206	0	0	967206	2.4000	967206	0	967206	2.4000	967206	0	967206	2.4000	967206	0	967206	2.4000	967206	0	967206	0	0.0000	0	0
Ankushben Nirakumar Patel	1	446871	0	0	446871	1.1089	446871	0	446871	1.1089	446871	0	446871	1.1089	446871	0	446871	1.1089	446871	0	446871	0	0.0000	0	0
Kushkumar Marathbhai Patel	1	2056845	0	0	2056845	5.1039	2056845	0	2056845	5.1039	2056845	0	2056845	5.1039	2056845	0	2056845	5.1039	2056845	0	2056845	0	0.0000	0	0
Non Resident Indians (NRIs)	0	0	0	0	0	0.0000	0	0	0	0.0000	0	0	0	0.0000	0	0	0	0.0000	0	0	0	0	0.0000	0	0
Foreign Nationals	0	0	0	0	0	0.0000	0	0	0	0.0000	0	0	0	0.0000	0	0	0	0.0000	0	0	0	0	0.0000	0	0
Foreign Companies	0	0	0	0	0	0.0000	0	0	0	0.0000	0	0	0	0.0000	0	0	0	0.0000	0	0	0	0	0.0000	0	0
Bodies Corporate	0	0	0	0	0	0.0000	0	0	0	0.0000	0	0	0	0.0000	0	0	0	0.0000	0	0	0	0	0.0000	0	0
Any Other (Specify)	0	0	0	0	0	0.0000	0	0	0	0.0000	0	0	0	0.0000	0	0	0	0.0000	0	0	0	0	0.0000	0	0
Body Corp./Ltd Liability Partnership	0	0	0	0	0	0.0000	0	0	0	0.0000	0	0	0	0.0000	0	0	0	0.0000	0	0	0	0	0.0000	0	0
Hindu Undivided Family	0	0	0	0	0	0.0000	0	0	0	0.0000	0	0	0	0.0000	0	0	0	0.0000	0	0	0	0	0.0000	0	0
Cleaning Member	0	0	0	0	0	0.0000	0	0	0	0.0000	0	0	0	0.0000	0	0	0	0.0000	0	0	0	0	0.0000	0	0
Sub Total (B)(4)	13	8812035	0	0	8812035	21.8663	8812035	0	8812035	21.8663	8812035	0	8812035	21.8663	8812035	0	8812035	21.8663	8812035	0	8812035	0	0.0000	0	0
Total Public Shareholding (B) = (B)(1)+(B)(2)+(B)(3)+(B)(4)	13	8812035	0	0	8812035	26.5352	8812035	0	8812035	21.8663	8812035	0	8812035	21.8663	8812035	0	8812035	21.8663	8812035	0	8812035	0	0.0000	0	0

GENERATED ON : NSDL : CDSL :



**Crystal Ceramic Industries Limited - Shareholding Pattern Pre Scheme**

**Table IV - Statement showing shareholding pattern of the Non Promoter- Non Public shareholder**

	Category & Name of the shareholders	(i)	(ii)	(iii)	(iv)	(v)	(vi)	(vii) = Total nos. of Depository Shares held	(viii) = Total nos. of Depository Receipts held	(ix) = Total nos. of Depository Receipts held	(x) = Total nos. of Depository Receipts held	Number of Voting Rights held in each class of securities			Shareholding % as a % of assuming full conversion of convertible securities (including share warrants) (xi) =	Number of Locked in Shares		Number of Shares pledged or otherwise encumbered		Number of equity shares held in dematerialised form (xiv)	
												(x) = Total nos. of Depository Receipts held	(xi) = Total nos. of Depository Receipts held	(xii) = Total nos. of Depository Receipts held		(xiii) = Total nos. of Depository Receipts held	(xiv) = Total nos. of Depository Receipts held	(xv) = Total nos. of Depository Receipts held	(xvi) = Total nos. of Depository Receipts held		(xvii) = Total nos. of Depository Receipts held
1	Custodian/DR Holder Employee Benefit Trust / Employee Welfare Trust under SEBI (Share based Employee Benefits and Sweat Equity) Regulations, 2021	0	0	0	0	0	0	0	0.0000	0	0	0	0	0	0	0	0	0	0	0	0
2	Total Non-Promoter- Non Public Shareholding (C)= (C1)+(C2)	0	0	0	0	0	0	0	0.0000	0	0	0	0	0.0000	0	0	0	0	0	0	0

Note :

- (1) PAN would not be displayed on website of Stock Exchange(s).
- (2) The above format needs to be disclosed along with the names of the shareholders holding 1% or more than 1% of shares of the listed entity. Column no. (XIII) is not applicable in the above format.
- (3) W.r.t. the information pertaining to Depository Receipts, the same may be disclosed in the respective columns to the extent information available.

GENERATED ON : 21/08/2023 NSDL : CDSL :



**Shareholding Pattern under Regulation 31 of SEBI (Listing Obligations and Disclosure Requirements) Regulations, 2015**

1.	Name of Listed Entity: AGL Industries Limited				
2.	Scrip Code/Name of Scrip/Class of Security: NA				
3.	Share Holding Pattern Filed under: Reg. 31(1)(a)/Reg. 31(1)(b)/Reg.31(1)(c) <table border="1" style="margin-left: 20px;"> <tr> <td>a.</td> <td>If under 31(1)(b) then indicate the report for Quarter ending : Pre Scheme</td> </tr> <tr> <td>b.</td> <td>If under 31(1)(c) then indicate date of allotment/extinguishment</td> </tr> </table>	a.	If under 31(1)(b) then indicate the report for Quarter ending : Pre Scheme	b.	If under 31(1)(c) then indicate date of allotment/extinguishment
a.	If under 31(1)(b) then indicate the report for Quarter ending : Pre Scheme				
b.	If under 31(1)(c) then indicate date of allotment/extinguishment				
4.	Declaration: The Listed entity is required to submit the following declaration to the extent of submission of information:-				

	Particulars	Yes*	No*
1	Whether the Listed Entity has issued any partly paid up shares?		No
2	Whether the Listed Entity has issued any Convertible Securities or Warrants?	Yes	
3	Whether the Listed Entity has any shares against which depository receipts are issued?		No
4	Whether the Listed Entity has any shares in locked-in?	Yes	
5	Whether any shares held by promoters are pledge or otherwise encumbered?		No

\* If the Listed Entity selects the option 'No' for the questions above, the columns for the partly paid up shares, Outstanding Convertible Securities/Warrants, depository receipts, locked-in shares, No of shares pledged or otherwise encumbered by promoters, as applicable, shall not be displayed at the time of dissemination on the Stock Exchange website. Also wherever there is 'No' declared by Listed Entity in above table the values will be considered as 'Zero' by default on submission of the format of holding of specified securities.

GENERATED ON :

NSDL :

CDSL :



**AGL Industries Limited - Shareholding Pattern Pre Scheme**  
**Table 1 - Summary Statement Holding of specified securities**

Category	Category of shareholder	Nos. of sharehold-ers	No. of fully paid up equity shares held	No. of Party paid-up equity shares held	No. of shares underlying Depository Receipts	Total nos. shares held	Shareholding as a % of total no. of shares (calculated as per SCRR, 1957)	Number of Voting Rights held in each class of securities			Total as a % of (A+B+C)	No. of Shares Underlying Outstanding convertible securities (including Warrants)	Shareholding, as a % assuming full conversion of convertible securities (as a percentage of diluted share capital)	Number of Locked in shares		Number of Shares pledged or otherwise encumbered	Number of equity shares held in dematerialised form
								Class eg: X	Class eg: Y	Class Total				No. (a)	As a % of total Shares held(b)		
(i)	(ii)	(iii)	(iv)	(v)	(vi)	(vii) = (iv)+(v)+(vi)	(viii) As a %	(ix)	(x)	(xi) = (vii)-(x)	(xii)	(xiii)	(xiv)				
(A)	Promoter & Promoter Group	1	1876000	0	0	1876000	100.0000	1876000	0	1876000	100.0000	0	0	0	0.0000	1876000	0
(B)	Public	0	0	0	0	0	0.0000	0	0	0	0.0000	0	0	0	0.0000	0	0
(C)	Non Promoter - Public	0	0	0	0	0	0.0000	0	0	0	0.0000	0	0	0	0.0000	0	0
(C1)	Shares Underlying DRs	0	0	0	0	0	0.0000	0	0	0	0.0000	0	0	0	0.0000	0	0
(C2)	Shares Held By Employee Trust	0	0	0	0	0	0.0000	0	0	0	0.0000	0	0	0	0.0000	0	0
	Total	1	1876000	0	0	1876000	100.0000	1876000	0	1876000	100.0000	0	0	0	0.0000	1876000	0

GENERATED ON : NSDL : CDSL :



**AGL Industries Limited - Shareholding Pattern Pre Scheme**  
**Table II - Statement showing shareholding pattern of the Promoter and Promoter Group**

Category & Name of the shareholders	Entry Type	Nos. of No. of fully paid up equity shares held	Party paid-up equity shares held	No. of shares underlying Depository Receipts	(VII) = (IV)+(V)+(VI)	(VIII) As a % of (A+B+C2)	Number of Voting Rights held in each class of securities			No. of Shares Underlying Outstanding convertible securities (including Warrants)	Shareholding, as a % assuming full conversion of convertible securities (as a percentage of diluted share capital)	Number of Locked in Shares		Number of Shares pledged or otherwise encumbered	Number of Shares held in dematerialised form
							No of Voting Rights	Class eg: X eg: Y	Class Total			As a % of Total Voting Rights	As a % of total Shares held (a)		
1. Indian Individuals / Hindu Undivided Family		1	1876000	0	0	1876000	100.0000	1876000	0	1876000	100.0000	0	0	0	1876000
(b) Central Government / State Government(s)		0	0	0	0	0	-	0	0	0	0.0000	0	0	0	0
(c) Financial Institutions / Banks		0	0	0	0	0	-	0	0	0	0.0000	0	0	0	0
(d) Any Other (Specify) - Body Corporate		1	1876000	0	0	1876000	100.0000	1876000	0	1876000	100.0000	0	0	0	1876000
Sub Total (A)(1)		1	1876000	0	0	1876000	100.0000	1876000	0	1876000	100.0000	0	0	0	1876000
2. Foreign Individuals (Non-Resident Individuals / Foreign Individuals)		0	0	0	0	0	-	0	0	0	0.0000	0	0	0	0
(b) Government		0	0	0	0	0	-	0	0	0	0.0000	0	0	0	0
(c) Institutions		0	0	0	0	0	-	0	0	0	0.0000	0	0	0	0
(d) Foreign Portfolio Investor		0	0	0	0	0	-	0	0	0	0.0000	0	0	0	0
(e) Any Other (Specify)		0	0	0	0	0	-	0	0	0	0.0000	0	0	0	0
Sub Total (A)(2)		0	0	0	0	0	-	0	0	0	0.0000	0	0	0	0
Total Shareholding Of Promoter And Promoter Group (A)=(A)(1)+(A)(2)		1	1876000	0	0	1876000	100.0000	1876000	0	1876000	100.0000	0	0	0	1876000

Details of Shares which remain unclaimed may be given hear along with details such as number of shareholders, outstanding shares held in demat/unclaimed suspense account, voting rights which are frozen etc.

Note  
 (1) PAN would not be displayed on website of Stock Exchanges  
 (2) The term 'Encumbrance' has the same meaning as assigned under regulation 2B(3) of SEBI (Substantial Acquisition of Shares and Takeovers) Regulations, 2011.

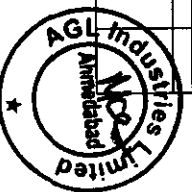
GENERATED ON : NSDL : CDSL :



**AGL Industries Limited - Shareholding Pattern Pre Scheme**

**Table III - Statement showing shareholding pattern of the public shareholder**

(i)	(ii)	(iii)	(iv)	(v)	(vi)	(vii) = (iv)+(v)+(vi)	(viii) As a % of (A+B+C2)	(ix)			(x)	(xi) = (vii)-(x) As a % of (A+B+C2)	(xii)		(xiii)	(xiv)	(xv)		
								Number of Voting Rights held in each class of securities		Total as a % of Total Voting Rights			No. of Shares Underlying Outstanding convertible securities (including Warrants)	Shareholding, as a % assuming full conversion of convertible securities (as a percentage of diluted share capital)			Number of Locked In shares	As a % of total Shares held (b)	Number of Shares pledged or otherwise encumbered
1	Institutions (Domestic)																		
(a)	Mutual Fund	0	0	0	0	0	0.0000	0	0.0000	0	0.0000	0	#DIV/0!	NA	0				
(b)	Venture Capital Funds	0	0	0	0	0	0.0000	0	0.0000	0	0.0000	0	#DIV/0!	NA	0				
(c)	Alternate Investment Funds	0	0	0	0	0	0.0000	0	0.0000	0	0.0000	0	#DIV/0!	NA	0				
(d)	Banks	0	0	0	0	0	0.0000	0	0.0000	0	0.0000	0	#DIV/0!	NA	0				
(e)	Insurance Companies	0	0	0	0	0	0.0000	0	0.0000	0	0.0000	0	#DIV/0!	NA	0				
(f)	Provident Funds/ Pension Funds	0	0	0	0	0	0.0000	0	0.0000	0	0.0000	0	#DIV/0!	NA	0				
(g)	Asset Reconstruction Companies	0	0	0	0	0	0.0000	0	0.0000	0	0.0000	0	#DIV/0!	NA	0				
(h)	Sovereign Wealth Funds	0	0	0	0	0	0.0000	0	0.0000	0	0.0000	0	#DIV/0!	NA	0				
(i)	NBFCs registered with RBI	0	0	0	0	0	0.0000	0	0.0000	0	0.0000	0	#DIV/0!	NA	0				
(j)	NBFCs registered with RBI	0	0	0	0	0	0.0000	0	0.0000	0	0.0000	0	#DIV/0!	NA	0				
(k)	Other Financial Institutions	0	0	0	0	0	0.0000	0	0.0000	0	0.0000	0	#DIV/0!	NA	0				
(l)	Any Other (Specify)	0	0	0	0	0	0.0000	0	0.0000	0	0.0000	0	#DIV/0!	NA	0				
(m)	Sub Total (B1)	0	0	0	0	0	0.0000	0	0.0000	0	0.0000	0	#DIV/0!	NA	0				
2	Institutions (Foreign)																		
(a)	Foreign Direct Investment	0	0	0	0	0	0.0000	0	0.0000	0	0.0000	0	#DIV/0!	NA	0				
(b)	Foreign Venture Capital Investors	0	0	0	0	0	0.0000	0	0.0000	0	0.0000	0	#DIV/0!	NA	0				
(c)	Sovereign Wealth Funds	0	0	0	0	0	0.0000	0	0.0000	0	0.0000	0	#DIV/0!	NA	0				
(d)	Foreign Portfolio Investors Category 1	0	0	0	0	0	0.0000	0	0.0000	0	0.0000	0	#DIV/0!	NA	0				
(e)	Foreign Portfolio Investors Category 2	0	0	0	0	0	0.0000	0	0.0000	0	0.0000	0	#DIV/0!	NA	0				
(f)	Overseas Depositories(holding DRs) (balancing figure)	0	0	0	0	0	0.0000	0	0.0000	0	0.0000	0	#DIV/0!	NA	0				
(g)	Any Other (Specify)	0	0	0	0	0	0.0000	0	0.0000	0	0.0000	0	#DIV/0!	NA	0				
(h)	Sub Total (B2)	0	0	0	0	0	0.0000	0	0.0000	0	0.0000	0	#DIV/0!	NA	0				
3	Central Government/ State Government(s)																		
(a)	Central Government/ President of India	0	0	0	0	0	0.0000	0	0.0000	0	0.0000	0	#DIV/0!	NA	0				
(b)	State Government/ Governor	0	0	0	0	0	0.0000	0	0.0000	0	0.0000	0	#DIV/0!	NA	0				
(c)	Shareholding By Companies or Bodies Corporate where Central / State Government is a promoter	0	0	0	0	0	0.0000	0	0.0000	0	0.0000	0	#DIV/0!	NA	0				
4	Sub Total (B3)	0	0	0	0	0	0.0000	0	0.0000	0	0.0000	0	#DIV/0!	NA	0				
5	Non-institutions																		
(a)	Associate companies / Subsidiaries	0	0	0	0	0	0.0000	0	0.0000	0	0.0000	0	#DIV/0!	NA	0				
(b)	Directors and their relatives (excluding Independent Directors and nominee Directors)	0	0	0	0	0	0.0000	0	0.0000	0	0.0000	0	#DIV/0!	NA	0				
(c)	Key Managerial Personnel	0	0	0	0	0	0.0000	0	0.0000	0	0.0000	0	#DIV/0!	NA	0				
(d)	Relatives of promoters (other than immediate relatives of promoters disclosed under 'Promoter and Promoter Group' category)	0	0	0	0	0	0.0000	0	0.0000	0	0.0000	0	#DIV/0!	NA	0				





**AGL Industries Limited - Shareholding Pattern Pre Scheme**

**Table IV - Statement showing shareholding pattern of the Non Promoter- Non Public shareholder**

1	Category & Name of the shareholders	(I)	(II)	(III)	(IV)	(V)	(VI)	(VII) = Total nos. Depository shares held	(VIII) As a % of (A+B+C2)	Number of Voting Rights held in each class of securities			(IX) Total	(X) Total as a % of (A+B+C)	(XI) = No. of securities (including Warrants)	(XII) = Shareholding % as a % assuming full conversion of convertible securities (including share dilution)	Number of Locked in Shares		(XIII) = Number of Shares pledged or otherwise encumbered	(XIV) = Number of equity shares held in dematerialised form
										Class eg: X	Class eg: Y	Class eg: Z					No. (a)	As a % of total Shares held(b)		
1	Custodian/DR Holder Employee Benefit Trust / Employee Welfare Trust under SEBI (Share based Employee Benefits and Sweat Equity) Regulations, 2021	(1)	0	0	0	0	0	0	0.0000	0	0	0	0	0.0000	0	0	0	0	0	0
2	Total Non-Promoter- Non Public Shareholding (C) <sup>1</sup> = (C1)+(C2)		0	0	0	0	0	0	0.0000	0	0	0	0	0.0000	0	0	0	0	0	0

Note :

- (1) PAN would not be displayed on website of Stock Exchange(s).
- (2) The above format needs to be disclosed along with the names of the shareholders holding 1% or more than 1% of shares of the listed entity. Column no. (XIII) is not applicable in the above format.
- (3) W.r.t. the information pertaining to Depository Receipts, the same may be disclosed in the respective columns to the extent information available.

GENERATED ON : NSDL : CDSL :



**Shareholding Pattern under Regulation 31 of SEBI (Listing Obligations and Disclosure Requirements) Regulations, 2015**

1.	Name of Listed Entity: Amazoon Ceramics Limited				
2.	Scrip Code/Name of Scrip/Class of Security: NA				
3.	Share Holding Pattern Filed under: Reg. 31(1)(a)/Reg. 31(1)(b)/Reg.31(1)(c) <table border="1" style="margin-left: 20px;"> <tr> <td>a.</td> <td>If under 31(1)(b) then indicate the report for Quarter ending : Pre Scheme</td> </tr> <tr> <td>b.</td> <td>If under 31(1)(c) then indicate date of allotment/extinguishment</td> </tr> </table>	a.	If under 31(1)(b) then indicate the report for Quarter ending : Pre Scheme	b.	If under 31(1)(c) then indicate date of allotment/extinguishment
a.	If under 31(1)(b) then indicate the report for Quarter ending : Pre Scheme				
b.	If under 31(1)(c) then indicate date of allotment/extinguishment				
4.	Declaration: The Listed entity is required to submit the following declaration to the extent of submission of information:-				

Particulars	Yes*	No*
1 Whether the Listed Entity has issued any partly paid up shares?		No
2 Whether the Listed Entity has issued any Convertible Securities or Warrants?	Yes	No
3 Whether the Listed Entity has any shares against which depository receipts are issued?		No
4 Whether the Listed Entity has any shares in locked-in?	Yes	
5 Whether any shares held by promoters are pledge or otherwise encumbered?		No

\* If the Listed Entity selects the option 'No' for the questions above, the columns for the partly paid up shares, Outstanding Convertible Securities/Warrants, depository receipts, locked-in shares, No of shares pledged or otherwise encumbered by promoters, as applicable, shall not be displayed at the time of dissemination on the Stock Exchange website. Also wherever there is 'No' declared by Listed Entity in above table the values will be considered as 'Zero' by default on submission of the format of holding of specified securities.

GENERATED ON : NSDL : CDSL :



**Amazone Ceramics Limited - Shareholding Pattern Pre Scheme**

**Table I - Summary Statement holding of specified securities**

Category of shareholder	(i)	(ii)	(iii)	(iv)	(v)	(vi)	(vii) = (iv)+(v)+(vi)	(viii) As a % of total no. of shares (calculated as per SCRR, 1957)	Number of Voting Rights held in each class of securities			Total as a % of (A+B+C)	(ix)	(x)	(xi) = (vii)-(ix)	Number of Locked in shares		(xiii)	(xiv)	
									Class eg: X	Class eg: Y	Total					(a)	(b)			
(A) Promoter & Promoter Group	1	29282207	0	0	0	29282207	100.0000	29282207	0	0	29282207	100.0000	0	0	0	0	0	0	0	29282207
(B) Public	0	0	0	0	0	0	0.0000	0	0	0	0	0.0000	0	0	0	0	0	0	0	0
(C) Non Promoter - Public	0	0	0	0	0	0	0.0000	0	0	0	0	0.0000	0	0	0	0	0	0	0	0
(C1) Shares Underlying DRs	0	0	0	0	0	0	0.0000	0	0	0	0	0.0000	0	0	0	0	0	0	0	0
(C2) Shares Held By Employee Trust	0	0	0	0	0	0	0.0000	0	0	0	0	0.0000	0	0	0	0	0	0	0	0
Total	1	29282207	0	0	0	29282207	100.0000	29282207	0	0	29282207	100.0000	0	0	0	0	0	0	0	29282207

GENERATED ON : NSDL : CDSL :



**Amazoone Ceramics Limited - Shareholding Pattern Pre Scheme**

**Table II - Statement showing shareholding pattern of the Promoter and Promoter Group**

1	2	3	4	5	6	7	8			9	10	11	12	13	14	15	16
							(i)	(ii)	(iii)								
Category & Name of the shareholders	Entity Type	Nos. of No. of fully shares paid up equity shares held	Party particip- ing equity shares held	Nos. of shares underlying Deposits Receipts	Total nos. shares held (IV)+(V)+(VI)	Shareholding % calculated as per SCRR, 1957 as a % of (A+B+C2)	Number of Voting Rights held in each class of securities			No. of Shares Underlying Outstanding convertible securities (including warrants)	Shareholding as a % assuming full conversion of convertible securities (as a percentage) (No. (a) of diluted share capital)	Number of Locked in shares		Number of Shares pledged or otherwise encumbered	Number of equity shares held in dematerialised form		
							Class eg: X	Class eg: Y	Total			As a % of total Shares held(i)	No. (a) As a % of total Shares held(ii)				
(a) Indian Individuals / Hindu Undivided Family		1	29282207	0	29282207	1.0000	29282207	0	29282207	1.0000	0	0	0	0	29282207		
(b) Central Government / State Government(s)		0	0	0	0	-	0	0	0	-	0	0	0	0	0		
(c) Financial Institutions / Banks		0	0	0	0	-	0	0	0	-	0	0	0	0	0		
(d) Any Other (Specify) - Body Corporate		1	29282207	0	29282207	1.0000	29282207	0	29282207	1.0000	0	0	0	0	29282207		
Sub Total (A)(1)		1	29282207	0	29282207	1.0000	29282207	0	29282207	1.0000	0	0	0	0	29282207		
2																	
(a) Individuals (Non-Resident Individuals / Foreign Individuals)		0	0	0	0	-	0	0	0	-	0	0	0	0	0		
(b) Government		0	0	0	0	-	0	0	0	-	0	0	0	0	0		
(c) Institutions		0	0	0	0	-	0	0	0	-	0	0	0	0	0		
(d) Foreign Portfolio Investor		0	0	0	0	-	0	0	0	-	0	0	0	0	0		
(e) Any Other (Specify)		0	0	0	0	-	0	0	0	-	0	0	0	0	0		
Sub Total (A)(2)		0	0	0	0	-	0	0	0	-	0	0	0	0	0		
Total Shareholding Of Promoter And Promoter Group (A)-(A)(1)+(A)(2)		1	29282207	0	29282207	1.0000	29282207	0	29282207	1.0000	0	0	0	0	29282207		

Details of Shares which remain undclaimed may be given hear along with details such as number of shareholders, outstanding shares held in demat/undclaimed suspense account, voting rights which are Frozen etc.

Note  
 (1) PAN would not be displayed on website of Stock Exchange(s)  
 (2) The term 'Encumbrance' has the same meaning as assigned under regulation 28(3) of SEBI (Substantial Acquisition of Shares and Takeovers) Regulations, 2011.  
 GENERATED ON : NSDL : CDSL :



**Amazone Ceramics Limited - Shareholding Pattern Pre Scheme**

**Table III - Statement showing Shareholding pattern of the Public Shareholder**

Category & Name of the shareholders	(ii) Nos. of shareholder	(iii) No. of fully paid up equity shares held	(iv) Partly paid-up equity shares held	(v) No. of shares underlying Depository Receipts	(vi) Total nos. shares held	(vii) = (vi)/(iv)+(v)	(viii) As a % of (A+B+C2)	(ix) Number of Voting Rights held in each class of securities			(x) No. of Shares Underlying Outstanding convertible securities (including Warrants)	(xi) Shareholding - as a % assuming full conversion of convertible securities (as a percentage of diluted share capital)	(xii) Number of locked in shares	(xiii) Shares pledged or otherwise encumbered	(xiv) Number of equity shares held in dematerialised form	(xv) Sub-categorization of shares		
								Class eg: X	Class eg: Y	Total						As a % of Total Voting Rights	As a % of Total Shares (a)	As a % of total Shares (b)
1 Institutions (Domestic)																		
(a) Mutual Fund	0	0	0	0	0	0	0.0000	0	0	0	0.0000	0	0	0	0	0	0	0
(b) Venture Capital Funds	0	0	0	0	0	0	0.0000	0	0	0	0.0000	0	0	0	0	0	0	0
(c) Alternate Investment Funds	0	0	0	0	0	0	0.0000	0	0	0	0.0000	0	0	0	0	0	0	0
(d) Banks	0	0	0	0	0	0	0.0000	0	0	0	0.0000	0	0	0	0	0	0	0
(e) Insurance Companies	0	0	0	0	0	0	0.0000	0	0	0	0.0000	0	0	0	0	0	0	0
(f) Provident Funds/ Pension Funds	0	0	0	0	0	0	0.0000	0	0	0	0.0000	0	0	0	0	0	0	0
(g) Asset Reconstruction Companies	0	0	0	0	0	0	0.0000	0	0	0	0.0000	0	0	0	0	0	0	0
(h) Sovereign Wealth Funds	0	0	0	0	0	0	0.0000	0	0	0	0.0000	0	0	0	0	0	0	0
(i) NRI/OCI registered with RBI	0	0	0	0	0	0	0.0000	0	0	0	0.0000	0	0	0	0	0	0	0
(j) Other Financial Institutions	0	0	0	0	0	0	0.0000	0	0	0	0.0000	0	0	0	0	0	0	0
(k) Any Other (Specify)	0	0	0	0	0	0	0.0000	0	0	0	0.0000	0	0	0	0	0	0	0
(l) Sub Total (B1)	0	0	0	0	0	0	0.0000	0	0	0	0.0000	0	0	0	0	0	0	0
2 Institutions (Foreign)																		
(a) Foreign Direct Investment	0	0	0	0	0	0	0.0000	0	0	0	0.0000	0	0	0	0	0	0	0
(b) Foreign Venture Capital Investors	0	0	0	0	0	0	0.0000	0	0	0	0.0000	0	0	0	0	0	0	0
(c) Sovereign Wealth Funds	0	0	0	0	0	0	0.0000	0	0	0	0.0000	0	0	0	0	0	0	0
(d) Foreign Portfolio Investors Category I	0	0	0	0	0	0	0.0000	0	0	0	0.0000	0	0	0	0	0	0	0
(e) Foreign Portfolio Investors Category II	0	0	0	0	0	0	0.0000	0	0	0	0.0000	0	0	0	0	0	0	0
(f) Overseas Depositor/holding Dkt) (balancing figure)	0	0	0	0	0	0	0.0000	0	0	0	0.0000	0	0	0	0	0	0	0
(g) Any Other (Specify)	0	0	0	0	0	0	0.0000	0	0	0	0.0000	0	0	0	0	0	0	0
(h) Sub Total (B2)	0	0	0	0	0	0	0.0000	0	0	0	0.0000	0	0	0	0	0	0	0
3 Central Government/ State Government(s)																		
(a) Central Government / Governor	0	0	0	0	0	0	0.0000	0	0	0	0.0000	0	0	0	0	0	0	0
(b) State Government / President of India	0	0	0	0	0	0	0.0000	0	0	0	0.0000	0	0	0	0	0	0	0
(c) Shareholding by Companies or Bodies Corporate where Central / State Government is a promoter	0	0	0	0	0	0	0.0000	0	0	0	0.0000	0	0	0	0	0	0	0
(d) Sub Total (B3)	0	0	0	0	0	0	0.0000	0	0	0	0.0000	0	0	0	0	0	0	0
4 Non-Institutions																		
(a) Associate companies / Subsidiaries	0	0	0	0	0	0	0.0000	0	0	0	0.0000	0	0	0	0	0	0	0
(b) Directors and their relatives (excluding Independent Directors and non-Executive Directors)	0	0	0	0	0	0	0.0000	0	0	0	0.0000	0	0	0	0	0	0	0
(c) Key Managerial Personnel	0	0	0	0	0	0	0.0000	0	0	0	0.0000	0	0	0	0	0	0	0
(d) Relatives of promoters (other than immediate relatives of promoters disclosed under Promoter and Promoter Group category)	0	0	0	0	0	0	0.0000	0	0	0	0.0000	0	0	0	0	0	0	0



(i)	(ii)	(iii)	(iv)	(v)	(vi)	(vii)	(viii)	(ix)	(x)	(xi)	(xii)	(xiii)	(xiv)	(xv)	(xvi)	(xvii)	(xviii)	(xix)	(xx)
(a)	Trusts where any person belonging to 'Promoter and Promoter Group' category is 'trustee', 'beneficiary', or 'author of the trust'	0	0	0	0	0	0	0	0	0	0	0	0	0	0	0	0	0	0
(b)	Investor Education and Protection Fund (IEPF)	0	0	0	0	0	0	0	0	0	0	0	0	0	0	0	0	0	0
(c)	I. Resident individual holding nominal share capital up to Rs. 2 lakhs.-General Public	0	0	0	0	0	0	0	0	0	0	0	0	0	0	0	0	0	0
(d)	II. Resident individual holding nominal share capital in excess of Rs. 2 lakhs.	0	0	0	0	0	0	0	0	0	0	0	0	0	0	0	0	0	0
(e)																			
(f)	Non Resident Indians (NRIs)	0	0	0	0	0	0	0	0	0	0	0	0	0	0	0	0	0	0
(g)	Foreign Companies	0	0	0	0	0	0	0	0	0	0	0	0	0	0	0	0	0	0
(h)	Bodies Corporate	0	0	0	0	0	0	0	0	0	0	0	0	0	0	0	0	0	0
(i)	Any Other (Specify)	0	0	0	0	0	0	0	0	0	0	0	0	0	0	0	0	0	0
(j)	Body Corp.-Ltd Liability Partnership	0	0	0	0	0	0	0	0	0	0	0	0	0	0	0	0	0	0
(k)	Hindu Undivided Family	0	0	0	0	0	0	0	0	0	0	0	0	0	0	0	0	0	0
(l)	Clearing Member	0	0	0	0	0	0	0	0	0	0	0	0	0	0	0	0	0	0
(m)	Sub Total (g)(k)(l)	0	0	0	0	0	0	0	0	0	0	0	0	0	0	0	0	0	0
(n)	Total Public Shareholding (g)= (b)(c)(d)(e)(f)(h)(i)(j)(k)(l)(m)	0	0	0	0	0	0	0	0	0	0	0	0	0	0	0	0	0	0

GENERATED ON : NSDL : CDSL :



**Amazzone Ceramics Limited - Shareholding Pattern Pre Scheme**

**Table IV - Statement showing shareholding pattern of the Non Promoter- Non Public shareholder**

	Category & Name of the shareholders (i)	Nos. of shares held (iii)	No. of fully paid up equity shares held (iv)	Partly paid-up equity shares held (v)	No. of shares underlying Depository Receipts held (vi)	Total nos. of shares held (vii) = (iv)+(v)+(vi)	Shareholding % calculate as per SCRR, 1957 As a % of (A+B+C) (viii) As a % of (A+B+C)	Number of Voting Rights held in each class of securities			Total as a % of (A+B+C) (ix)	No. of Underlying Shares (including convertible securities (Warrants) as a percentage of diluted share capital) (x)	Shareholding % assuming full conversion of convertible securities (including share capital) (xi) =	Number of Locked in shares		Number of Shares pledged or otherwise encumbered (xiii)	Number of equity shares held in dematerialised form (xiv)	
								No of Voting Rights	Class eg: Y	Class eg: Z				No. (a)	As a % of total Shares held(b)			No. (a)
1	Custodian/DR Holder Employee Benefit Trust / Employee Welfare Trust under SEBI (Share based Employee Benefits and Sweat Equity) Regulations, 2021	0	0	0	0	0	0.0000	0	0	0	0.0000	0	0.0000	0	0.0000	NA	NA	0
2	Total Non-Promoter- Non Public Shareholding (C) (C)=(1)+(C)(2)	0	0	0	0	0	0.0000	0	0	0	0.0000	0	0.0000	0	0.0000	NA	NA	0

Note :

- (1) PAN would not be displayed on website of Stock Exchange(s).
- (2) The above format needs to be disclosed along with the names of the shareholders holding 1% or more than 1% of shares of the listed entity. Column no. (XIII) is not applicable in the above format.
- (3) W.r.t. the information pertaining to Depository Receipts, the same may be disclosed in the respective columns to the extent information available.

GENERATED ON : NSDL : CDSL :



**Shareholding Pattern under Regulation 31 of SEBI (Listing Obligations and Disclosure Requirements) Regulations, 2015**

1.	Name of Listed Entity: Asian Granito India Limited
2.	Scrip Code/Name of Scrip/Class of Security: 532888
3.	Share Holding Pattern filed under: Reg. 31(1)(a)/Reg. 31(1)(b)/Reg.31(1)(c)
	a. If under 31(1)(b) then indicate the report for Quarter ending : Post Scheme
	b. If under 31(1)(c) then indicate date of allotment/extinguishment
4.	Declaration: The Listed entity is required to submit the following declaration to the extent of submission of information:-

	Particulars	Yes*	No*
1	Whether the Listed Entity has issued any partly paid up shares?		No
2	Whether the Listed Entity has issued any Convertible Securities or Warrants?	Yes	
3	Whether the Listed Entity has any shares against which depository receipts are issued?		No
4	Whether the Listed Entity has any shares in locked-in?	Yes	
5	Whether any shares held by promoters are pledge or otherwise encumbered?		No

\* If the Listed Entity selects the option 'No' for the questions above, the columns for the partly paid up shares, Outstanding Convertible Securities/Warrants, depository receipts, locked-in shares, No of shares pledged or otherwise encumbered by promoters, as applicable, shall not be displayed at the time of dissemination on the Stock Exchange website. Also wherever there is 'No' declared by Listed Entity in above table the values will be considered as 'Zero' by default on submission of the format of holding of specified securities.

GENERATED ON : \_\_\_\_\_ NSDL : \_\_\_\_\_ CDSL : \_\_\_\_\_



**Asian Granito India Limited - Shareholding Pattern Post Scheme**  
**Table I - Summary Statement holding of specified securities**

Category	(i) Category of shareholder	(ii) Nos. of Shareholders	(iii) No. of fully paid up equity shares held	(iv) No. of Partly paid-up equity shares held	(v) No. of shares underlying Depository Receipts	(vi) Total nos. Shares held	(vii) = (iv)+(v)+ (vi)	(viii) Shareholding as a % of total no. of shares (calculated as per SCRR, 1957)	(ix) Number of Voting Rights held in each class of securities			(x) Total of (A+B+C)	(xi) No. of Shares Underlying Outstanding convertible securities (including Warrants)	(xii) Shareholding, as a % assuming full conversion of convertible securities [ as a percentage of diluted share capital] (XII) = (VII)+(X)	(xiii) Number of Locked in shares		(xiv) Number of Shares pledged or otherwise encumbered	(xv) Number of equity shares held in dematerialised form
									(A) Class eg: X	(B) Class eg: Y	(C) Total				(a) No. (a)	(b) As a % of total Shares held(b)		
(A)	Promoter & Promoter Group	46	64766873	0	0	64766873	30.6065	64766873	0	64766873	30.6065	12517318	33.3248	23468246	11.0902	0	0.0000	64766873
(B)	Public	91910	146844787	0	0	146844787	69.3935	146844787	0	146844787	69.3935	7782682	66.6752	0	-	NA	0.0000	146844554
(C)	Non Promoter - Public	0	0	0	0	0	0.0000	0	0	0	0.0000	0	-	0	-	NA	0.0000	0
(C1)	Shares Underlying DRs	0	0	0	0	0	0.0000	0	0	0	0.0000	0	-	0	-	NA	0.0000	0
(C2)	Shares Held By Employee Trust	0	0	0	0	0	0.0000	0	0	0	0.0000	0	-	0	-	NA	0.0000	0
	<b>Total</b>	<b>91956</b>	<b>211611660</b>	<b>0</b>	<b>0</b>	<b>211611660</b>	<b>100.0000</b>	<b>211611660</b>	<b>0</b>	<b>211611660</b>	<b>100.0000</b>	<b>2,03,00,000</b>	<b>100.0000</b>	<b>23468246</b>	<b>11.0902</b>	<b>0</b>	<b>0.0000</b>	<b>211611427</b>

GENERATED ON : NSDL : CDSL :



**Asian Granito India Limited - Shareholding Pattern Post Scheme**

**Table II - Statement showing shareholding pattern of the Promoter and Promoter Group**

(i)	Entity Type	(ii)	(iii)	(iv)	(v)	(vi)	(vii) =	(viii) As a %	(ix)		(x)	(xi) as a %	(xii)	(xiii)	(xiv)	(xv)	(xvi)	
									No. of Voting Rights	Total as a % of Total Voting Rights								
Category & Name of the shareholders		No. of No. of fully share/ paid up equity shares held		Partly paid-up equity shares held	No. of shares underlying Depository Receipts	Total nos. shares held	% Calculated as per SCRR, 1957 As a % of (A+B+C)	Number of Voting Rights held in each class of securities		Total as a % of Total Voting Rights	No. of Shares Underlying Outstanding convertible securities (including Warrants)	Shareholding as a % assuming full conversion of convertible securities (as a percentage of diluted share capital)	Number of Locked in shares	Number of Shares pledged or otherwise encumbered	Number of equity shares held in dematerialised form			
								Class eq: X	Class eq: Y									
Indian																		
Individually / Hindu Undivided Family		46	64766873	0	0	64766873	33.8546	64766873	0	64766873	33.8546	12517318	36.5222	23468246	36.2350	0	0.0000	64766873
Kamesh Kumar Bhogulal Patel	Promoters	1	8317258	0	0	8317258	4.3476	8317258	0	8317258	4.3476	3899914	5.7735	8317258	100.0000	0	0.0000	8317258
Mukeshbhai Jivabhai Patel	Promoters	1	4948481	0	0	4948481	2.5866	4948481	0	4948481	2.5866	1951485	3.2607	4948481	100.0000	0	0.0000	4948481
Bhaveshbhai Vinodhrai Patel	Promoters	1	4415401	0	0	4415401	2.3080	4415401	0	4415401	2.3080	1524455	2.8543	4415401	100.0000	0	0.0000	4415401
Sureshbhai Jivabhai Patel	Promoter Group	1	3498481	0	0	3498481	1.8387	3498481	0	3498481	1.8387	1951485	2.7535	3498481	100.0000	0	0.0000	3498481
Chhayaaben Sureshbhai Patel	Promoters	1	2382746	0	0	2382746	1.2455	2382746	0	2382746	1.2455	0	1.1760	0	0	0.0000	2382746	
Kamohai Bhikhabhai Patel	Promoters	1	1744365	0	0	1744365	0.9118	1744365	0	1744365	0.9118	0	0.8248	0	0	0.0000	1744365	
Girish N Patel	Promoters	1	2336098	0	0	2336098	1.2211	2336098	0	2336098	1.2211	0	1.1040	0	0	0.0000	2336098	
Dimpleaben Bhogulal Patel	Promoter Group	1	1687147	0	0	1687147	0.8819	1687147	0	1687147	0.8819	0	0.7973	0	0	0.0000	1687147	
Kameshbhai Bhogulal Patel	Promoter Group	1	1204704	0	0	1204704	0.6297	1204704	0	1204704	0.6297	0	0.5693	0	0	0.0000	1204704	
Bhaghai Bhikhabhai Patel	Promoter Group	1	1098229	0	0	1098229	0.5741	1098229	0	1098229	0.5741	0	0.5190	0	0	0.0000	1098229	
Hiraben Kameshbhai Patel	Promoter Group	1	1075000	0	0	1075000	0.5619	1075000	0	1075000	0.5619	0	0.5080	0	0	0.0000	1075000	
Patelji M Patel	Promoters	1	2816608	0	0	2816608	1.4723	2816608	0	2816608	1.4723	651004	1.6387	1051149	37.3197	0	0.0000	2816608
Dhruv Naraynabhai Patel	Promoter Group	1	3403198	0	0	3403198	1.7789	3403198	0	3403198	1.7789	1.8082	1.6082	100.0000	0	0.0000	3403198	
Ashaben J Patel	Promoter Group	1	529552	0	0	529552	0.2788	529552	0	529552	0.2788	335502	0.4641	529552	100.0000	0	0.0000	529552
Narayanbhai M Patel	Promoter Group	1	1826768	0	0	1826768	0.9549	1826768	0	1826768	0.9549	1.3248	1.2174	23.3368	0	0.0000	1826768	
Surebha Bhikhabhai Patel	Promoter Group	1	2381335	0	0	2381335	1.2448	2381335	0	2381335	1.2448	0	1.253	0	0	0.0000	2381335	
Bhannuben M Patel	Promoter Group	1	972753	0	0	972753	0.5110	972753	0	972753	0.5110	0	0.4620	72.9391	0	0.0000	972753	
Rameshbhai Bhikhabhai Patel	Promoters	1	386096	0	0	386096	0.2018	386096	0	386096	0.2018	1138494	0.7205	281615	0	0.0000	386096	
Bhagubhai B. Patel (HUF)	Promoter Group	1	135661	0	0	135661	0.0709	135661	0	135661	0.0709	0	0.0641	0	0	0.0000	135661	
Dhruv Kumar N Patel (HUF)	Promoter Group	1	127530	0	0	127530	0.0667	127530	0	127530	0.0667	0	0.0603	0	0	0.0000	127530	
Sangraben G Patel	Promoter Group	1	124758	0	0	124758	0.0652	124758	0	124758	0.0652	0	0.0596	0	0	0.0000	124758	
Parulaben Kamubhai Patel	Promoter Group	1	392462	0	0	392462	0.2051	392462	0	392462	0.2051	0	0.1855	0	0	0.0000	392462	
Narayanbhai M Patel (HUF)	Promoter Group	1	107568	0	0	107568	0.0562	107568	0	107568	0.0562	0	0.0508	0	0	0.0000	107568	
Khemuben M Patel	Promoter Group	1	99941	0	0	99941	0.0522	99941	0	99941	0.0522	0	0.0472	0	0	0.0000	99941	
Gajaben Pankajkumar Patel	Promoter Group	1	90896	0	0	90896	0.0475	90896	0	90896	0.0475	0	0.0430	0	0	0.0000	90896	
Patilben V Patel	Promoter Group	1	78671	0	0	78671	0.0411	78671	0	78671	0.0411	0	0.0372	0	0	0.0000	78671	
Bhikhabhai Vajilbhai Patel	Promoter Group	1	67692	0	0	67692	0.0354	67692	0	67692	0.0354	0	0.0320	0	0	0.0000	67692	
Manali Vajilbhai Patel	Promoter Group	1	59183	0	0	59183	0.0309	59183	0	59183	0.0309	0	0.0280	0	0	0.0000	59183	
Sureshkumar V. Patel (HUF)	Promoter Group	1	54493	0	0	54493	0.0285	54493	0	54493	0.0285	0	0.0258	0	0	0.0000	54493	
Kamubhai Bhikhabhai Patel (HUF)	Promoter Group	1	44666	0	0	44666	0.0233	44666	0	44666	0.0233	0	0.0211	0	0	0.0000	44666	
Pankajkumar M Patel	Promoter Group	1	24566	0	0	24566	0.0128	24566	0	24566	0.0128	0	0.0116	0	0	0.0000	24566	
Girishbhai M Patel (HUF)	Promoter Group	1	21216	0	0	21216	0.0111	21216	0	21216	0.0111	0	0.1010	0	0	0.0000	21216	
Manali Vajilbhai Patel (HUF)	Promoter Group	1	18983	0	0	18983	0.0099	18983	0	18983	0.0099	0	0.2966	0	0	0.0000	18983	
Bhagubhai Pankajkumar Patel	Promoter Group	1	627573	0	0	627573	0.3280	627573	0	627573	0.3280	0	0.2966	0	0	0.0000	627573	
Bhikhabhai Koderbhai Patel	Promoter Group	1	1138572	0	0	1138572	0.5951	1138572	0	1138572	0.5951	0	0.5381	0	0	0.0000	1138572	
Hiraben Bhagubhai Patel	Promoter Group	0	0	0	0	0	-	0	0	0	-	0	0.0000	0	0	0.0000	0	
Jivabhai Jivabhai Patel (HUF)	Promoter Group	0	0	0	0	0	-	0	0	0	-	0	0.0000	0	0	0.0000	0	
Mukeshbhai Jivabhai Patel (HUF)	Promoter Group	0	0	0	0	0	-	0	0	0	-	0	0.0000	0	0	0.0000	0	
Sureshbhai Jivabhai Patel (HUF)	Promoter Group	0	0	0	0	0	-	0	0	0	-	0	0.0000	0	0	0.0000	0	
Gajaben Rameshbhai Patel	Promoter Group	0	0	0	0	0	-	0	0	0	-	0	0.0000	0	0	0.0000	0	
Balaben Hirabhai Patel	Promoter Group	1	10	0	0	10	0.0000	10	0	10	0.0000	0	0.0000	0	0	0.0000	10	



Vipulbhai V. Patel	Promoter Group	1	3954670	0	0	3954670	2.0672	3954670	0	3954670	2.0672	0	1.9689	0	0	0	0	0	3954670
Amrutesh B. Patel	Promoter Group	1	2261797	0	0	2261797	1.1823	2261797	0	2261797	1.1823	0	1.0689	0	0	0	0	0	2261797
Kuldeepbhai Ramnathbhai Patel	Promoter Group	1	10	0	0	10	0.0000	10	0	10	0.0000	0	0.0000	0	0	0	0	0	10
Shunakbhai M. Patel	Promoter Group	1	1959832	0	0	1959832	1.0244	1959832	0	1959832	1.0244	0	0.9287	0	0	0	0	0	1959832
Shailibhai Shunakbhai Patel	Promoter Group	1	10	0	0	10	0.0000	10	0	10	0.0000	0	0.0000	0	0	0	0	0	10
Hiren Surebhai Patel	Promoter Group	1	7043254	0	0	7043254	3.6816	7043254	0	7043254	3.6816	0	3.3284	0	0	0	0	0	7043254
Manjulaben V. Patel	Promoter Group	1	627582	0	0	627582	0.3280	627582	0	627582	0.3280	0	0.2966	0	0	0	0	0	627582
Central Government / State Government(s)		0	0	0	0	0	-	0	0	0	-	0	0.0000	0	0	0	0	0	0
Financial Institutions / Banks		0	0	0	0	0	-	0	0	0	-	0	0.0000	0	0	0	0	0	0
Any Other (Specify)		0	0	0	0	0	-	0	0	0	-	0	0.0000	0	0	0	0	0	0
Sub Total (A)(2)		46	64766873	0	0	64766873	33.8546	64766873	0	64766873	33.8546	0	36.5222	23468246	41.6973	0	0	0	64766873
2																			
Individuals (non-Resident Individuals / Foreign Individuals)		0	0	0	0	0	0	0	0	0	0	0	0	0	0	0	0	0	0
(a) Government		0	0	0	0	0	0	0	0	0	0	0	0	0	0	0	0	0	0
(b) Institutions		0	0	0	0	0	0	0	0	0	0	0	0	0	0	0	0	0	0
(c) Foreign Portfolio Investor		0	0	0	0	0	0	0	0	0	0	0	0	0	0	0	0	0	0
(d) Any Other (Specify)		0	0	0	0	0	0	0	0	0	0	0	0	0	0	0	0	0	0
(e) Sub Total (A)(2)		0	0	0	0	0	0	0	0	0	0	0	0	0	0	0	0	0	0
Total Shareholding Of Promoter And Promoter Group (A) = (A)(1)+(A)(2)		46	64766873	0	0	64766873	33.8546	64766873	0	64766873	33.8546	0	36.5222	23468246	41.6973	0	0	0	64766873

Details of Shares which remain undiluted may be given hear along with details such as number of shareholders, outstanding shares held in demat/undiluted suspense account, voting rights which are frozen etc.

Note

(1) PAN would not be displayed on website of Stock Exchange(s)

(2) The term 'Encumbrance' has the same meaning as assigned under regulation 28(3) of SEBI (Substantial Acquisition of Shares and Takeovers) Regulations, 2011.

GENERATED ON : NSDL : CDL :



**Asian Granito India Limited - Shareholding Pattern Post Scheme**

**Table III - Statement showing shareholding pattern of the Public shareholder**

1	(i)	(iii)	(iv)	(v)	(vi)	(vii) = (v)-(iv)-(vi)	(viii) As a % of (A+B+C2)	Number of Voting Rights held in each class of securities			(x)	(xi) = (viii)-(x) As a % of (A+B+C2)	Number of Locked In shares		(xiii)	(xiv)	Sub-categorization of shares		
								No of Voting Rights	Class eg: X Y	Class eg: Total			Total as a % of Total Voting Rights	No. of Shares Underlying Convertible securities (including Warrants)			Shareholding, as a % assuming full conversion of convertible securities (as a percentage of diluted share capital)	No. (a)	As a % of total Shares (b)
(a)	Mutual Fund	0	0	0	0	0	0.0000	0	0	0	0.0000	0	0.0000	NA	0	0			
(b)	Venture Capital funds	0	0	0	0	0	0.0000	0	0	0	0.0000	0	0.0000	NA	0	0			
(c)	Alternate Investment Funds	0	0	0	0	0	0.0000	0	0	0	0.0000	0	0.0000	NA	0	0			
(d)	Banks	0	0	0	0	0	0.0000	0	0	0	0.0000	0	0.0000	NA	0	0			
(e)	Insurance Companies	0	0	0	0	0	0.0000	0	0	0	0.0000	0	0.0000	NA	0	0			
(f)	Provident Funds/Pension Funds	0	0	0	0	0	0.0000	0	0	0	0.0000	0	0.0000	NA	0	0			
(g)	Asset Reconstruction Companies	0	0	0	0	0	0.0000	0	0	0	0.0000	0	0.0000	NA	0	0			
(h)	Sovereign Wealth Funds	0	0	0	0	0	0.0000	0	0	0	0.0000	0	0.0000	NA	0	0			
(i)	NBFC registered with RBI	1	80000	0	0	0	0.0418	80000	0	0	0.3378	0	0.0000	NA	80000	0			
(j)	Other Financial Institutions	0	0	0	0	0	0.0000	0	0	0	0.0000	0	0.0000	NA	0	0			
(k)	Any Other (Specify)	0	0	0	0	0	0.0000	0	0	0	0.0000	0	0.0000	NA	0	0			
(l)	Sub Total (B)(3)	1	80000	0	0	0	0.0418	80000	0	0	0.3378	0	0.0000	NA	80000	0			
(a)	Institutions (Foreign)	0	0	0	0	0	0.0000	0	0	0	0.0000	0	0.0000	NA	0	0			
(b)	Foreign Direct Investment	0	0	0	0	0	0.0000	0	0	0	0.0000	0	0.0000	NA	0	0			
(c)	Foreign Venture Capital Investors	0	0	0	0	0	0.0000	0	0	0	0.0000	0	0.0000	NA	0	0			
(d)	Sovereign Wealth Funds	0	0	0	0	0	0.0000	0	0	0	0.0000	0	0.0000	NA	0	0			
(e)	Foreign Portfolio Investors Category I	6	1229848	0	0	0	0.6429	1229848	0	0	0.5812	0	0.0000	NA	1229848	0			
(f)	Foreign Portfolio Investors Category II	0	0	0	0	0	0.0000	0	0	0	0.0000	0	0.0000	NA	0	0			
(g)	Overseas Depositor/Holding Desj (balancing figure)	0	0	0	0	0	0.0000	0	0	0	0.0000	0	0.0000	NA	0	0			
(h)	Any Other (Specify)	0	0	0	0	0	0.0000	0	0	0	0.0000	0	0.0000	NA	0	0			
(i)	Sub Total (B)(2)	6	1229848	0	0	0	0.6429	1229848	0	0	0.5812	0	0.0000	NA	1229848	0			
(a)	Central Government/ State Government(s)	0	0	0	0	0	0.0000	0	0	0	0.0000	0	0.0000	NA	0	0			
(b)	General Government / President of India	0	0	0	0	0	0.0000	0	0	0	0.0000	0	0.0000	NA	0	0			
(c)	State Government / Governor	0	0	0	0	0	0.0000	0	0	0	0.0000	0	0.0000	NA	0	0			
(d)	Shareholding by Companies or Bodies Corporate where Central / State Government is a promoter	0	0	0	0	0	0.0000	0	0	0	0.0000	0	0.0000	NA	0	0			
(e)	Sub Total (B)(3)	0	0	0	0	0	0.0000	0	0	0	0.0000	0	0.0000	NA	0	0			
(a)	Non-institutions	0	0	0	0	0	0.0000	0	0	0	0.0000	0	0.0000	NA	0	0			
(b)	Associate companies / Subsidiaries	0	0	0	0	0	0.0000	0	0	0	0.0000	0	0.0000	NA	0	0			
(c)	Directors and their relatives (excluding independent Directors and nominee Directors)	0	0	0	0	0	0.0000	0	0	0	0.0000	0	0.0000	NA	0	0			
(d)	Key Managerial Personnel	0	0	0	0	0	0.0000	0	0	0	0.0000	0	0.0000	NA	0	0			
(e)	Relatives of promoters (other than immediate relatives of promoters disclosed under 'Promoter and Promoter Group' category)	0	0	0	0	0	0.0000	0	0	0	0.0000	0	0.0000	NA	0	0			





**Asian Granito India Limited - Shareholding Pattern Post Scheme**  
**Table IV - Statement showing shareholding pattern of the Non Promoter- Non Public shareholder**

Sl. No.	Category & Name of the shareholders	(i)	(ii)	(iii)	(iv)	(v)	(vi)	(vii) = Total nos. Depository shares held	(viii) = Total nos. (A+B+C2) As a % of 1557	Number of Voting Rights held in each class of securities			(ix)	(x) = Total as a % of (A+B+C)	(xi) = Shareholding %, as a % assuming full conversion of outstanding convertible securities (including share Warrants) capital	(xii) = No. (a) Shares held (b) As a % of total Shares held (b)	(xiii) = No. (a) Shares held (b) As a % of total Shares held (b)	(xiv)
										Class eg: Y	Class eg: Z	Total						
1	Custodian/DR Holder Employee Benefit Trust / Employee Welfare Trust under SEBI (Share based Employee Benefits and Sweat Equity) Regulations, 2021	0	0	0	0	0	0	0	0.0000	0	0	0	0.0000	0	0	0	0	0
2	Total Non-Promoter- Non Public Shareholding (C2) (C1)+(C2)	0	0	0	0	0	0	0	0.0000	0	0	0	0.0000	0	0	0	0	0

Note :

- (1) PAN would not be displayed on website of Stock Exchange(s).
- (2) The above format needs to be disclosed along with the names of the shareholders holding 1% or more than 1% of shares of the listed entity. Column no.(XIII)is not applicable in the above format.
- (3) W.r.t. the information pertaining to Depository Receipts, the same may be disclosed in the respective columns to the extent information available.

GENERATED ON : NSDL : CDSL :



**Shareholding Pattern under Regulation 31 of SEBI (Listing Obligations and Disclosure Requirements) Regulations, 2015**

1.	Name of Listed Entity: Affil Vitrified Private Limited
2.	Scrip Code/Name of Scrip/Class of Security: NA
3.	Share Holding Pattern Filed under: Reg. 31(1)(a)/Reg. 31(1)(b)/Reg.31(1)(c)
	a. If under 31(1)(b) then indicate the report for Quarter ending : Post Scheme
	b. If under 31(1)(c) then indicate date of allotment/extinguishment
4.	Declaration: The Listed entity is required to submit the following declaration to the extent of submission of information:-

Particulars	Yes*	No*
1 Whether the Listed Entity has issued any partly paid up shares?		No
2 Whether the Listed Entity has issued any Convertible Securities or Warrants?	Yes	No
3 Whether the Listed Entity has any shares against which depository receipts are issued?		No
4 Whether the Listed Entity has any shares in locked-in?	Yes	
5 Whether any shares held by promoters are pledge or otherwise encumbered?		No

\* If the Listed Entity selects the option 'No' for the questions above, the columns for the partly paid up shares, Outstanding Convertible Securities/Warrants, depository receipts, locked-in shares, No of shares pledged or otherwise encumbered by promoters, as applicable, shall not be displayed at the time of dissemination on the Stock Exchange website. Also wherever there is 'No' declared by Listed Entity in above table the values will be considered as 'Zero' by default on submission of the format of holding of specified securities.

GENERATED ON : NSDL : CDSL :



**Affli Vitrified Private Limited - Shareholding Pattern Post Scheme**  
**Table 1 - Summary Statement holding of specified securities**

Category of shareholder	(i)	(ii)	(iii)	(iv)	(v)	(vi)	(vii) = (iv)+(v)+(vi)	(viii) As a %	Number of Voting Rights held in each class of securities			(ix)	(x) as a % of (A+B+C)	(xi) = (viii)/(x)	Number of Locked in shares		(xiii) As a % of total Shares held(b)	(xiv) As a % of total Shares held(b)	(xv) Number of equity shares held in dematerialised form
									No of Voting Rights	Class eg: X	Class eg: Y				No. (a)	No. (a)			
Promoter & Promoter Group	(A)	27	15403124	0	0	0	15403124	84.6481	15403124	0	15403124	84.6481	0	0	0	0	0.0000	15403124	
Public	(B)	10	2793536	0	0	0	2793536	15.3519	2793536	0	2793536	15.3519	0	0	0	0.0000	2793536		
Non Promoter - Public	(C)	0	0	0	0	0	0	0.0000	0	0	0	0.0000	0	0	0	0.0000	0		
Shares Underlying DRs	(C1)	0	0	0	0	0	0	0.0000	0	0	0	0.0000	0	0	0	0.0000	0		
Shares Held By Employee Trust	(C2)	0	0	0	0	0	0	0.0000	0	0	0	0.0000	0	0	0	0.0000	0		
<b>Total</b>		<b>37</b>	<b>18196660</b>	<b>0</b>	<b>0</b>	<b>0</b>	<b>18196660</b>	<b>100.0000</b>	<b>18196660</b>	<b>0</b>	<b>18196660</b>	<b>100.0000</b>	<b>0</b>	<b>0</b>	<b>0</b>	<b>0.0000</b>	<b>18196660</b>		

GENERATED ON : NSDL : CDSL :



**AHIL Verified Private Limited - Shareholding Pattern Post Scheme**

**Table II - Statement showing shareholding pattern of the Promoter and Promoter Group**

(a)	Category & Name of the shareholders	Entity Type	Nos. of No. of fully shares paid up equity shares held	Party paid-up equity shares held	No. of shares underlying Depository Receipts	Total nos. (IV)+(V)+(VI)	Shareholding % calculated as per SCRR, 1957 As a % of (A+B+C)	(ix)			(x)	(xi) = (vii)-(x)	(xii)	(xiii)	(xiv)	
								No. of Voting Rights	Class Total	Total as a % of Total Voting Rights						
(i)	(ii)	(iii)	(iv)	(v)	(vi)	(vii) = (IV)+(V)+(VI)	(viii) As a % of (A+B+C)	Number of Voting Rights held in each class of securities	Class eq: X	Class eq: Y	Total as a % of Total Voting Rights	No. of Shares Underlying Outstanding convertible securities (including Warrants)	Shareholding, as a % assuming full conversion of convertible securities (as a percentage of diluted share capital)	Number of Locked in Shares	Number of Shares pledged or otherwise encumbered	Number of equity shares held in dematerialised form
1	Indian Individuals / Hindu Undivided Family		27	15403124	0	15403124	84.6481	15403124	0	15403124	84.6481	0	0.0000	0	0.0000	15403124
	Gurubhai K. Patel	Promoter	1	207375	0	207375	1.1396	207375	0	207375	1.1396	0	0.0000	0	0.0000	207375
	Sudhakar K. Patel	Promoter	1	207375	0	207375	1.1396	207375	0	207375	1.1396	0	0.0000	0	0.0000	207375
	Hiren Surreshbhai Patel	Promoter	1	3859312	0	3859312	21.2089	3859312	0	3859312	21.2089	0	0.0000	0	0.0000	3859312
	Chhavan S. Patel	Promoter	1	319313	0	319313	1.7548	319313	0	319313	1.7548	0	0.0000	0	0.0000	319313
	Shankarshah P. Patel	Promoter	1	343875	0	343875	1.8898	343875	0	343875	1.8898	0	0.0000	0	0.0000	343875
	Shankarshah P. Patel HUF	Promoter	1	623875	0	623875	3.4235	623875	0	623875	3.4235	0	0.0000	0	0.0000	623875
	Manjulaben R. Patel	Promoter	1	249125	0	249125	1.3691	249125	0	249125	1.3691	0	0.0000	0	0.0000	249125
	Pankajshah M. Patel	Promoter	1	967375	0	967375	5.3162	967375	0	967375	5.3162	0	0.0000	0	0.0000	967375
	Gurubhai M. Patel	Promoter	1	412375	0	412375	2.2662	412375	0	412375	2.2662	0	0.0000	0	0.0000	412375
	Parulben K. Patel	Promoter	1	147375	0	147375	0.8099	147375	0	147375	0.8099	0	0.0000	0	0.0000	147375
	Surreshbhai R. Patel	Promoter	1	767375	0	767375	4.2171	767375	0	767375	4.2171	0	0.0000	0	0.0000	767375
	Yashwanth M. Patel	Promoter	1	196500	0	196500	1.0799	196500	0	196500	1.0799	0	0.0000	0	0.0000	196500
	Dipakshah N. Patel	Promoter	1	867375	0	867375	4.7667	867375	0	867375	4.7667	0	0.0000	0	0.0000	867375
	Manjulaben V. Patel	Promoter	1	343875	0	343875	1.8898	343875	0	343875	1.8898	0	0.0000	0	0.0000	343875
	Manjulaben V. Patel	Promoter	1	2166937	0	2166937	11.9084	2166937	0	2166937	11.9084	0	0.0000	0	0.0000	2166937
	Bhanuben M. Patel	Promoter	1	343875	0	343875	1.8898	343875	0	343875	1.8898	0	0.0000	0	0.0000	343875
	Kalidashbhai I. Patel HUF	Promoter	1	118250	0	118250	0.6498	118250	0	118250	0.6498	0	0.0000	0	0.0000	118250
	Jagdishkumar R. Patel	Promoter	1	138250	0	138250	0.7598	138250	0	138250	0.7598	0	0.0000	0	0.0000	138250
	Girisham R. Patel	Promoter	1	57250	0	57250	0.3146	57250	0	57250	0.3146	0	0.0000	0	0.0000	57250
	Dimpleben G. Patel	Promoter	1	57249	0	57249	0.3146	57249	0	57249	0.3146	0	0.0000	0	0.0000	57249
	Kamleshbhai M. Patel	Promoter	1	133688	0	133688	0.7347	133688	0	133688	0.7347	0	0.0000	0	0.0000	133688
	Maneshbhai M. Patel	Promoter	1	843687	0	843687	4.6365	843687	0	843687	4.6365	0	0.0000	0	0.0000	843687
	Gurubhai N. Patel	Promoter	1	347375	0	347375	1.9090	347375	0	347375	1.9090	0	0.0000	0	0.0000	347375
	Bhupendrahalal R. Patel	Promoter	1	109125	0	109125	0.5997	109125	0	109125	0.5997	0	0.0000	0	0.0000	109125
	Asmitaben B. Patel	Promoter	1	451938	0	451938	2.4836	451938	0	451938	2.4836	0	0.0000	0	0.0000	451938
	Alpenan Bhupendrahalal Patel	Promoter	1	49125	0	49125	0.2700	49125	0	49125	0.2700	0	0.0000	0	0.0000	49125
	Shwetak Mukeshbhai Patel	Promoter	1	1073875	0	1073875	5.9015	1073875	0	1073875	5.9015	0	0.0000	0	0.0000	1073875
2	Central Government / State Government(s)		0	0	0	0	-	0	0	0	-	0	0.0000	0	0.0000	0
	Financial Institutions / Banks		0	0	0	0	-	0	0	0	-	0	0.0000	0	0.0000	0
	Any Other (Specify)		0	0	0	0	-	0	0	0	-	0	0.0000	0	0.0000	0
	Sub Total (A1)		27	15403124	0	15403124	84.6481	15403124	0	15403124	84.6481	0	0.0000	0	0.0000	15403124
3	Foreign Individuals (Non-Resident Individuals / Foreign Individuals)		0	0	0	0	-	0	0	0	-	0	0.0000	0	0.0000	0
	Government		0	0	0	0	-	0	0	0	-	0	0.0000	0	0.0000	0
	Institutions		0	0	0	0	-	0	0	0	-	0	0.0000	0	0.0000	0
	Foreign Portfolio Investor		0	0	0	0	-	0	0	0	-	0	0.0000	0	0.0000	0
	Any Other (Specify)		0	0	0	0	-	0	0	0	-	0	0.0000	0	0.0000	0
	Sub Total (A2)		0	0	0	0	-	0	0	0	-	0	0.0000	0	0.0000	0
	Total Shareholding Of Promoter And Promoter Group (A1+A2)		27	15403124	0	15403124	84.6481	15403124	0	15403124	84.6481	0	0.0000	0	0.0000	15403124



Details of Shares which remain unclaimed may be given here along with details such as number of shareholders, outstanding shares held in demat/unclaimed suspense account, voting rights which are frozen etc.

**Note**

- (1) PAN would not be displayed on website of Stock Exchange(s)
- (2) The term 'Encumbrance' has the same meaning as assigned under regulation 28(3) of SEBI (Substantial Acquisition of Shares and Takeovers) Regulations, 2011.

GENERATED ON : \_\_\_\_\_ NSDL : \_\_\_\_\_ CDSL : \_\_\_\_\_



**Afil Vitrified Private Limited - Shareholding Pattern Post Scheme**  
**Table III - Statement showing shareholding pattern of the Public shareholder**

Category & Name of the shareholders	Nos. of shares	No. of fully paid up equity shares held	Partly paid-up equity shares held	No. of shares underlying Depository Receipts	Total nos. shares held (V)+(V)+(V)	Shareholding % calculated as per SCRR, 1957 As a % of (A+B+C2)	Number of Voting Rights held in each class of securities			No. of Shares Underlying Outstanding convertible securities (including Warrants)	Shareholding, as a % assuming full conversion of convertible securities (as a percentage of diluted share capital)	Number of Locked in shares		Number of Shares pledged or otherwise encumbered	Number of equity shares held in dematerialised form	Sub-categorization of shares (No. of shares)		
							Class eg: X	Class eg: Y	Total			As a % of total shares held (a)	Shares pledged or otherwise encumbered			Sub-category (i)	Sub-category (ii)	Sub-category (iii)
(I)	(II)	(III)	(IV)	(V)	(VI) = (V)+(V)+(V)	(VII) As a % of (A+B+C2)	(IX)	(X)	(XI) = (VII)+(X) As a % of (A+B+C2)	(XII)	(XIII)	(XIV)	(XV)					
1 Institutions (Domestic)																		
(a) Mutual Fund	0	0	0	0	0	0.0000	0	0	0.0000	0	0	0	0	0	0	0	0	0
(b) Venture Capital Funds	0	0	0	0	0	0.0000	0	0	0.0000	0	0	0	0	0	0	0	0	0
(c) Alternate Investment Funds	0	0	0	0	0	0.0000	0	0	0.0000	0	0	0	0	0	0	0	0	0
(d) Banks	0	0	0	0	0	0.0000	0	0	0.0000	0	0	0	0	0	0	0	0	0
(e) Insurance Companies	0	0	0	0	0	0.0000	0	0	0.0000	0	0	0	0	0	0	0	0	0
(f) Provident Funds/ Pension Funds	0	0	0	0	0	0.0000	0	0	0.0000	0	0	0	0	0	0	0	0	0
(g) Asset Reconstruction Companies	0	0	0	0	0	0.0000	0	0	0.0000	0	0	0	0	0	0	0	0	0
(h) Sovereign Wealth Funds	0	0	0	0	0	0.0000	0	0	0.0000	0	0	0	0	0	0	0	0	0
(i) NBFCs registered with RBI	0	0	0	0	0	0.0000	0	0	0.0000	0	0	0	0	0	0	0	0	0
(j) Other financial institutions	0	0	0	0	0	0.0000	0	0	0.0000	0	0	0	0	0	0	0	0	0
(k) Any Other (Specify)	0	0	0	0	0	0.0000	0	0	0.0000	0	0	0	0	0	0	0	0	0
(l) Sub Total (B)(1)	0	0	0	0	0	0.0000	0	0	0.0000	0	0	0	0	0	0	0	0	0
2 Institutions (Foreign)																		
(a) Foreign Direct Investment	0	0	0	0	0	0.0000	0	0	0.0000	0	0	0	0	0	0	0	0	0
(b) Foreign Venture Capital Investors	0	0	0	0	0	0.0000	0	0	0.0000	0	0	0	0	0	0	0	0	0
(c) Sovereign Wealth Funds	0	0	0	0	0	0.0000	0	0	0.0000	0	0	0	0	0	0	0	0	0
(d) Foreign Portfolio Investors Category I	0	0	0	0	0	0.0000	0	0	0.0000	0	0	0	0	0	0	0	0	0
(e) Foreign Portfolio Investors Category II	0	0	0	0	0	0.0000	0	0	0.0000	0	0	0	0	0	0	0	0	0
(f) Overseas Depositor/Holding DRs) (balancing figure)	0	0	0	0	0	0.0000	0	0	0.0000	0	0	0	0	0	0	0	0	0
(g) Any Other (Specify)	0	0	0	0	0	0.0000	0	0	0.0000	0	0	0	0	0	0	0	0	0
(h) Sub Total (B)(2)	0	0	0	0	0	0.0000	0	0	0.0000	0	0	0	0	0	0	0	0	0
3 Central Government/ State Government(s)																		
(a) Central Government / President of India	0	0	0	0	0	0.0000	0	0	0.0000	0	0	0	0	0	0	0	0	0
(b) State Government / Governor	0	0	0	0	0	0.0000	0	0	0.0000	0	0	0	0	0	0	0	0	0
(c) Shareholding by Companies or Bodies Corporate where Central / State Government is a Promoter	0	0	0	0	0	0.0000	0	0	0.0000	0	0	0	0	0	0	0	0	0
(d) Sub Total (B)(3)	0	0	0	0	0	0.0000	0	0	0.0000	0	0	0	0	0	0	0	0	0
4 Non-institutions																		
(a) Associate companies / Subsidiaries	0	0	0	0	0	0.0000	0	0	0.0000	0	0	0	0	0	0	0	0	0
(b) Directors and their relatives (excluding Independent Directors and nominee Directors)	0	0	0	0	0	0.0000	0	0	0.0000	0	0	0	0	0	0	0	0	0
(c) Key Managerial Personnel	0	0	0	0	0	0.0000	0	0	0.0000	0	0	0	0	0	0	0	0	0
(d) Relatives of promoters (other than 'immediate relatives' of promoters disclosed under 'Promoter and Promoter Group' category)	0	0	0	0	0	0.0000	0	0	0.0000	0	0	0	0	0	0	0	0	0





**Afil Vitified Private Limited - Shareholding Pattern Post Scheme**

**Table IV - Statement showing shareholding pattern of the Non Promoter- Non Public shareholder**

Category & Name of the shareholders	Nos. of shares held	No. of fully paid up equity shares held	Partly paid-up equity shares held	No. of shares underlying Depository Receipts	Total nos. shares held (A+B+C)	Shareholding % calculated as per SCRR, 1957 As a % of (A+B+C)	Number of Voting Rights held in each class of securities		Total as a % of (A+B+C)	No. of securities (including Warrants)	Shareholding % as a % assuming full conversion of outstanding convertible securities (including share dilution)	Number of Locked in shares		Number of Shares pledged or otherwise encumbered	Number of equity shares held in dematerialised form
							Class eg: V	Class eg: Y				No. (a)	As a % of total Shares held(b)		
	(i)	(ii)	(iii)	(iv)	(v)	(vi)	(vii) = (A+B+C)	(viii) As a % of (A+B+C)	(ix) Total	(x)	(xi) =	(xii)	(xiii)	(xiv)	
1 Custodian/DR Holder	0	0	0	0	0	0.0000	0	0	0	0	0.0000	0	0.0000	NA	0
2 Employee Benefit Trust / Employee Welfare Trust under SEBI (Share based Employee Benefits and Sweat Equity) Regulations, 2021	0	0	0	0	0	0.0000	0	0	0	0	0.0000	0	0.0000	NA	0
Total Non-Promoter- Non Public Shareholding (C)=	0	0	0	0	0	0.0000	0	0	0	0	0.0000	0	0.0000	NA	0

Note :

- (1) PAN would not be displayed on website of Stock Exchange(s).
- (2) The above format needs to be disclosed along with the names of the shareholders holding 1% or more than 1% of shares of the listed entity. Column no.(Xiii) is not applicable in the above format.
- (3) W.r.t. the information pertaining to Depository Receipts, the same may be disclosed in the respective columns to the extent information available.

GENERATED ON : NSDL : CDSL :



**Shareholding Pattern under Regulation 31 of SEBI (Listing Obligations and Disclosure Requirements) Regulations, 2015**

1.	Name of Listed Entity: Ivanta Ceramics Industries Private Limited				
2.	Scrip Code/Name of Scrip/Class of Security: NA				
3.	Share Holding Pattern Filed under: Reg. 31(1)(a)/Reg. 31(1)(b)/Reg.31(1)(c) <table border="1" style="margin-left: 20px;"> <tr> <td>a.</td> <td>If under 31(1)(b) then indicate the report for Quarter ending : After the approval of the Scheme</td> </tr> <tr> <td>b.</td> <td>If under 31(1)(c) then indicate date of allotment/extinguishment</td> </tr> </table>	a.	If under 31(1)(b) then indicate the report for Quarter ending : After the approval of the Scheme	b.	If under 31(1)(c) then indicate date of allotment/extinguishment
a.	If under 31(1)(b) then indicate the report for Quarter ending : After the approval of the Scheme				
b.	If under 31(1)(c) then indicate date of allotment/extinguishment				
4.	Declaration: The Listed entity is required to submit the following declaration to the extent of submission of information:-				

Particulars	Yes*	No*
1 Whether the Listed Entity has issued any partly paid up shares?		No
2 Whether the Listed Entity has issued any Convertible Securities or Warrants?	Yes	No
3 Whether the Listed Entity has any shares against which depository receipts are issued?		No
4 Whether the Listed Entity has any shares in locked-in?	Yes	
5 Whether any shares held by promoters are pledge or otherwise encumbered?		No

\* If the Listed Entity selects the option 'No' for the questions above, the columns for the partly paid up shares, Outstanding Convertible Securities/Warrants, depository receipts, locked-in shares, No of shares pledged or otherwise encumbered by promoters, as applicable, shall not be displayed at the time of dissemination on the Stock Exchange website. Also wherever there is 'No' declared by Listed Entity in above table the values will be considered as 'Zero' by default on submission of the format of holding of specified securities.


GENERATED ON : NSDL : CDSL :



**Nanta Ceramics Industries Private Limited - Shareholding Pattern Post Scheme**  
**Table I - Summary Statement holding of specified securities**

Category	Category of shareholder	Nos. of sharehold	No. of fully paid up equity shares held	No. of Partly paid-up equity shares held	No. of shares underlying Depository Receipts	Total nos. shares held	Shareholding as a % of total no. of shares (calculated as per SCRR, 1957)	Number of Voting Rights held in each class of securities			No. of Shares Underlying Outstanding convertible securities (including Warrants)	Shareholding, as a % assuming full conversion of convertible securities (as a percentage of diluted share capital)	Number of Locked In shares		Number of Shares pledged or otherwise encumbered	Number of equity shares held in dematerialised form
								No. of Voting Rights Class eg: X	No. of Voting Rights Class eg: Y	Total			No. (a)	As a % of total Shares held(b)		
(I)	(II)	(III)	(IV)	(V)	(VI)	(VII) = (IV)+(V)+ (VI)	(VIII) As a %	(IX)	(X)	(XI) = (VII)+(X)	(XII)	(XIII)	(XIV)			
(A)	Promoter & Promoter Group	2	208000	0	0	208000	26.0000	208000	0	208000	26.0000	0	0	0	0.0000	208000
(B)	Public	23	592000	0	0	592000	74.0000	592000	0	592000	74.0000	0	0	0	0.0000	592000
(C)	Non Promoter - Public	0	0	0	0	0	0.0000	0	0	0	0.0000	0	0	0	0.0000	0
(C1)	Shares Underlying Ds	0	0	0	0	0	0.0000	0	0	0	0.0000	0	0	0	0.0000	0
(C2)	Shares Held By Employee Trust	0	0	0	0	0	0.0000	0	0	0	0.0000	0	0	0	0.0000	0
	Total	25	800000	0	0	800000	100.0000	800000	0	800000	100.0000	0	0	0	0.0000	800000

GENERATED ON : NSDL : CDSL :



**Ivanta Ceramics Industries Private Limited - Shareholding Pattern Post Scheme**

**Table II - Statement showing shareholding pattern of the Promoter and Promoter Group**

Category & Name of the shareholders	Entity Type	Nos. of No. of fully paid up equity shares held	Party paid-up equity shares held	No. of shares underlying Depository Receipts	Total nos. shares held (IV+V+VI)	Shareholding % calculated as per SCRR, 1957 As a % of (A+B+C2)	Number of Voting Rights held in each class of securities			No. of Shares Underlying Outstanding convertible securities (including Warrants)	Shareholding as a % assuming full conversion of convertible securities (as a percentage of diluted share capital)	Number of Locked in shares		Number of Shares pledged or otherwise encumbered	Number of equity shares held in dematerialised form
							Class eg: X	Class eg: Y	Total			As a % of total Shares held(a)	As a % of total Shares held(b)		
(i)		(iii)	(iv)	(vi)	(VII) = (IV+V+VI)	(VIII) As a % of (A+B+C2)	(ix)			(X)	(XI) = (VII+X) As a % of (A+B+C2)	(xii)	(xiii)	(xiv)	
1	Indian														
(a)	Individuals / Hindu Undivided Family	2	208000	0	208000	26.0000	208000	0	208000	0	26.0000	0	0.0000	0	0.0000
(b)	Kamleshbhai V. Patel	1	32000	0	32000	4.0000	32000	0	32000	0	4.0000	0	0.0000	0	0.0000
	Hirenshai P. Patel	1	176000	0	176000	22.0000	176000	0	176000	0	22.0000	0	0.0000	0	0.0000
(c)	Central Government / State Government(s)	0	0	0	0	-	0	0	0	0	0.0000	0	0.0000	0	0.0000
(d)	Financial Institutions / Banks	0	0	0	0	-	0	0	0	0	0.0000	0	0.0000	0	0.0000
	Any Other (Specify)	0	0	0	0	-	0	0	0	0	0.0000	0	0.0000	0	0.0000
	Sub Total (A)(1)	2	208000	0	208000	26.0000	208000	0	208000	0	26.0000	0	0.0000	0	0.0000
2	Foreign														
(a)	Individuals (Non-Resident Individuals / Foreign Individuals)	0	0	0	0	-	0	0	0	0	-	0	0.0000	0	0.0000
(b)	Government	0	0	0	0	-	0	0	0	0	-	0	0.0000	0	0.0000
(c)	Institutions	0	0	0	0	-	0	0	0	0	-	0	0.0000	0	0.0000
(d)	Foreign Portfolio Investor	0	0	0	0	-	0	0	0	0	-	0	0.0000	0	0.0000
(e)	Any Other (Specify)	0	0	0	0	-	0	0	0	0	-	0	0.0000	0	0.0000
	Sub Total (A)(2)	0	0	0	0	-	0	0	0	0	-	0	0.0000	0	0.0000
	Total Shareholding Of Promoter And Promoter Group (A) = (A)(1)+(A)(2)	2	208000	0	208000	26.0000	208000	0	208000	0	26.0000	0	0.0000	0	0.0000

Details of Shares which remain unclaimed may be given hear along with details such as number of shareholders, outstanding shares held in demat/unclaimed suspense account, voting rights which are frozen etc.

Note

(1) PAN would not be displayed on website of Stock Exchange(s)


(2) The term 'Encumbrance' has the same meaning as assigned under regulation 28(3) of SEBI (Substantial Acquisition of Shares and Takeovers) Regulations, 2011.

GENERATED ON: NSDL: CDSL:



**Table III - Statement showing shareholding pattern of the Public shareholder**

(i)	(ii)	(iii)	(iv)	(v)	(vi)	(vii) = (v)+(vi)+(vii)+(viii)	(viii) As a % of (A+B+C)	(ix)			(x)	(xi) = (viii)-(x) As a % of (A+B+C)	(xii)		(xiii)	(xiv)	(xv)		
								Number of Voting Rights held in each class of securities		Total as a % of Total Voting Rights			No. of Shares Underlying Outstanding convertible securities (including Warrants)	Shareholding, as a % assuming full conversion of convertible securities (as a percentage of diluted share capital)			Number of Locked In shares	As a % of total Shares held (b)	Number of Shares pledged or otherwise encumbered
1	Institutions (Domestic)	0	0	0	0	0	0.0000	0	0	0	0.0000	0	#DIV/0!	NA	0				
(a)	Mutual Fund	0	0	0	0	0	0.0000	0	0	0	0.0000	0	#DIV/0!	NA	0				
(b)	Venture Capital Funds	0	0	0	0	0	0.0000	0	0	0	0.0000	0	#DIV/0!	NA	0				
(c)	Alternate Investment Funds	0	0	0	0	0	0.0000	0	0	0	0.0000	0	#DIV/0!	NA	0				
(d)	Banks	0	0	0	0	0	0.0000	0	0	0	0.0000	0	#DIV/0!	NA	0				
(e)	Insurance Companies	0	0	0	0	0	0.0000	0	0	0	0.0000	0	#DIV/0!	NA	0				
(f)	Provident Funds/ Pension Funds	0	0	0	0	0	0.0000	0	0	0	0.0000	0	#DIV/0!	NA	0				
(g)	Asset Reconstruction Companies	0	0	0	0	0	0.0000	0	0	0	0.0000	0	#DIV/0!	NA	0				
(h)	Sovereign Wealth Funds	0	0	0	0	0	0.0000	0	0	0	0.0000	0	#DIV/0!	NA	0				
(i)	NBFC registered with RBI	0	0	0	0	0	0.0000	0	0	0	0.0000	0	#DIV/0!	NA	0				
(j)	Other financial institutions	0	0	0	0	0	0.0000	0	0	0	0.0000	0	#DIV/0!	NA	0				
(k)	Any Other (Specify)	0	0	0	0	0	0.0000	0	0	0	0.0000	0	#DIV/0!	NA	0				
2	Sub Total (B)(1)	0	0	0	0	0	0.0000	0	0	0	0.0000	0	#DIV/0!	NA	0				
(a)	Institutions (Foreign)	0	0	0	0	0	0.0000	0	0	0	0.0000	0	#DIV/0!	NA	0				
(b)	Foreign Direct Investment	0	0	0	0	0	0.0000	0	0	0	0.0000	0	#DIV/0!	NA	0				
(c)	Foreign Venture Capital Investors	0	0	0	0	0	0.0000	0	0	0	0.0000	0	#DIV/0!	NA	0				
(d)	Sovereign Wealth Funds	0	0	0	0	0	0.0000	0	0	0	0.0000	0	#DIV/0!	NA	0				
(e)	Foreign Portfolio Investors Category I	0	0	0	0	0	0.0000	0	0	0	0.0000	0	#DIV/0!	NA	0				
(f)	Foreign Portfolio Investors Category II	0	0	0	0	0	0.0000	0	0	0	0.0000	0	#DIV/0!	NA	0				
(g)	Overseas Depositor/Holder (B)(a) (balancing figure)	0	0	0	0	0	0.0000	0	0	0	0.0000	0	#DIV/0!	NA	0				
(h)	Any Other (Specify)	0	0	0	0	0	0.0000	0	0	0	0.0000	0	#DIV/0!	NA	0				
(i)	Sub Total (B)(2)	0	0	0	0	0	0.0000	0	0	0	0.0000	0	#DIV/0!	NA	0				
3	Central Government/ State Government(s)	0	0	0	0	0	0.0000	0	0	0	0.0000	0	#DIV/0!	NA	0				
(a)	Central Government/ President of India	0	0	0	0	0	0.0000	0	0	0	0.0000	0	#DIV/0!	NA	0				
(b)	State Government/ Governor	0	0	0	0	0	0.0000	0	0	0	0.0000	0	#DIV/0!	NA	0				
(c)	Shareholding by Companies or Bodies Corporate where Central / State Government is a promoter	0	0	0	0	0	0.0000	0	0	0	0.0000	0	#DIV/0!	NA	0				
(d)	Sub Total (B)(3)	0	0	0	0	0	0.0000	0	0	0	0.0000	0	#DIV/0!	NA	0				
4	Non-Institutions	0	0	0	0	0	0.0000	0	0	0	0.0000	0	#DIV/0!	NA	0				
(a)	Associate companies / subsidiaries	0	0	0	0	0	0.0000	0	0	0	0.0000	0	#DIV/0!	NA	0				
(b)	Directors and their relatives (excluding independent Directors and nominee Directors)	0	0	0	0	0	0.0000	0	0	0	0.0000	0	#DIV/0!	NA	0				
(c)	Key Managerial Personnel	0	0	0	0	0	0.0000	0	0	0	0.0000	0	#DIV/0!	NA	0				
(d)	Relatives of promoters (other than immediate relatives) of promoters disclosed under 'Promoter and Promoter Group' category)	0	0	0	0	0	0.0000	0	0	0	0.0000	0	#DIV/0!	NA	0				





**Ivanta Ceramics Industries Private Limited - Shareholding Pattern Post Scheme**

**Table IV - Statement showing shareholding pattern of the Non Promoter- Non Public shareholder**

Category & Name of the shareholders	(i)	(ii)	(iii)	(iv)	(v)	(vi)	(vii)	(viii) As a % of (A+B+C2)	Number of Voting Rights held in each class of securities			(ix)	(x)	(xi) = Total as a % of (A+B+C)	(xii) = Total as a % of alloted share capital	Number of locked in shares		Number of Shares pledged or otherwise encumbered		(xiv)
									Class eg: X	Class eg: Y	Total					(a)	(b)	(a)	(b)	
Custodian/DR Holder	0	0	0	0	0	0	0	0.0000	0	0	0	0	0.0000	0	0.0000	0	0.0000	NA	NA	0
Employee Benefit Trust / Employee Welfare Trust under SEBI (Share based Employee Benefits and Sweat Equity) Regulations, 2021	0	0	0	0	0	0	0	0.0000	0	0	0	0	0.0000	0	0.0000	0	0.0000	NA	NA	0
Total Non-Promoter- Non Public Shareholding (C)=	0	0	0	0	0	0	0	0.0000	0	0	0	0	0.0000	0	0.0000	0	0.0000	NA	NA	0

Note :

- (1) PAN would not be displayed on website of Stock Exchange(s).
- (2) The above format needs to be disclosed along with the names of the shareholders holding 1% or more than 1% of shares of the listed entity. Column no. (xiii) is not applicable in the above format.
- (3) W.r.t. the information pertaining to Depository Receipts, the same may be disclosed in the respective columns to the extent information available.

GENERATED ON :12/08/2023

NSDL :

CDSL :



**Shareholding Pattern under Regulation 31 of SEBI (Listing Obligations and Disclosure Requirements) Regulations, 2015**

1.	Name of Listed Entity: Crystal Ceramic Industries Limited
2.	Scrip Code/Name of Scrip/Class of Security: NA
3.	Share Holding Pattern Filed under: Reg. 31(1)(a)/Reg. 31(1)(b)/Reg.31(1)(c)
	a. If under 31(1)(b) then indicate the report for Quarter ending : Post Scheme
	b. If under 31(1)(c) then indicate date of allotment/extinguishment
4.	Declaration: The Listed entity is required to submit the following declaration to the extent of submission of information:-

Particulars	Yes*	No*
1 Whether the Listed Entity has issued any partly paid up shares?		No
2 Whether the Listed Entity has issued any Convertible Securities or Warrants?	Yes	No
3 Whether the Listed Entity has any shares against which depository receipts are issued?		No
4 Whether the Listed Entity has any shares in locked-in?	Yes	No
5 Whether any shares held by promoters are pledge or otherwise encumbered?		No

\* If the Listed Entity selects the option 'No' for the questions above, the columns for the partly paid up shares, Outstanding Convertible Securities/Warrants, depository receipts, locked-in shares, No of shares pledged or otherwise encumbered by promoters, as applicable, shall not be displayed at the time of dissemination on the Stock Exchange website. Also wherever there is 'No' declared by Listed Entity in above table the values will be considered as 'Zero' by default on submission of the format of holding of specified securities.

GENERATED ON : \_\_\_\_\_ NSDL : \_\_\_\_\_ CDSL : \_\_\_\_\_



**Crystal Ceramic Industries Limited - Shareholding Pattern Post Scheme**

**Table I - Summary Statement holding of specified securities**

Category	(i) Category of shareholder	(ii)	(iii) Nos. of sharehold	(iv) No. of fully paid up equity shares held	(v) No. of Party paid-up equity shares held	(vi) No. of Depositor & underlyin g Receipts	(vii) Total nos. shares held	(viii) Shareholding as a % of total no. of shares (calculated as per SCRR, 1957)	Number of Voting Rights held in each class of securities		(ix) Total	(x) No. of Shares Underlying Outstanding convertible securities (including Warrants)	(xi) Shareholding, as a % assuming full conversion of convertible securities ( as a percentage of diluted share capital)	(xii) Number of Locked In shares	(xiii) Number of Shares pledged or otherwise encumbered	(xiv) Number of equity shares held in dematerialised form
									Class eg: X	Class eg: Y						
(A)	Promoter & Promoter Group	6	31487577	0	0	0	31487577	78.1337	31487577	0	31487577	78.1337	0	0	0	31487577
(B)	Public	13	8812035	0	0	0	8812035	21.8663	8812035	0	8812035	21.8663	0	0	0	8812035
(C)	Non Promoter - Public	0	0	0	0	0	0	0.0000	0	0	0	0.0000	0	0	0	0
(C1)	Shares Underlying DRS	0	0	0	0	0	0	0.0000	0	0	0	0.0000	0	0	0	0
(C2)	Shares Held By Employee Trust	0	0	0	0	0	0	0.0000	0	0	0	0.0000	0	0	0	0
Total		19	40299612	0	0	0	40299612	100.0000	40299612	0	40299612	100.0000	0	0	0	40299612

GENERATED ON : NSDL : CDSL :



**Crystal Ceramic Industries Limited - Shareholding Pattern Post Scheme**  
**Table II - Statement showing shareholding pattern of the Promoter and Promoter Group**

Category & Name of the shareholders	Entry Type	Nos. of share orders	No. of fully paid up equity shares held	Partly paid-up equity shares held	No. of shares underlying Deposits or Receipts	Total nos. shares held (IV)+(V)+(VI)	Shareholding % calculated as per SCRR, 1957 As a % of (A+B+C2)	Number of Voting Rights held in each class of securities			No. of Shares Underlying Outstanding convertible securities (including Warrants)	Shareholding - as a % assuming full conversion of convertible securities (as a percentage of diluted share capital)	Number of Locked in shares	Number of Shares pledged or otherwise encumbered	Number of equity shares held in dematerialised form
								Class eg: X	Class eg: Y	Total					
(i)	(ii)	(iii)	(iv)	(v)	(vi)	(vii) = (iv)+(v)+(vi)	(viii) As a % of (A+B+C2)	(ix)			(x) As a % of (A+B+C2)	(xi)	(xii)	(xiii)	(xiv)
1 Indian															
(a) Individuals / Hindu Undivided Family	Promoter	6	31487577	0	0	31487577	78.1337	0	0	0	78.1337	0	0	0	31487577
Bharatbhai Pursotambhai Patel	Promoter	1	1843042	0	0	1843042	4.5733	0	0	0	4.5733	0	0	0	1843042
Asian Granite India Limited	Promoter	1	28209724	0	0	28209724	70.0000	0	0	0	70.0000	0	0	0	28209724
Rupiben Shashikant Patel	Promoter Group	1	123717	0	0	123717	0.3070	0	0	0	0.3070	0	0	0	123717
Niteshkumar Bharatbhai Patel	Promoter Group	1	750000	0	0	750000	1.8611	0	0	0	1.8611	0	0	0	750000
Laxmiben Bharatbhai Patel	Promoter Group	1	136500	0	0	136500	0.3387	0	0	0	0.3387	0	0	0	136500
Nareishbhai Purushottamdas Patel	Promoter Group	1	424584	0	0	424584	1.0536	0	0	0	1.0536	0	0	0	424584
(b) Central Government / State Government(s)															
(c) Financial Institutions / Banks															
(d) Any Other (Specify)															
(e) Sub Total (A)(1)		6	31487577	0	0	31487577	78.1337	0	0	0	78.1337	0	0	0	31487577
2 Foreign															
(a) Individuals (Non-Resident Individuals / Foreign Individuals)															
(b) Government															
(c) Institutions															
(d) Foreign Portfolio Investor															
(e) Any Other (Specify)															
(f) Sub Total (A)(2)															
Total Shareholding of Promoter and Promoter Group (A)(1)+(A)(2)		6	31487577	0	0	31487577	78.1337	0	0	0	78.1337	0	0	0	31487577

Details of Shares which remain unclaimed may be given hear along with details such as number of shareholders, outstanding shares held in demat/unclaimed suspense account, voting rights which are frozen etc.

Note  
 (1) PAN would not be displayed on website of Stock Exchange(s)  
 (2) The term 'Encumbrance' has the same meaning as assigned under regulation 28(3) of SEBI (Substantial Acquisition of Shares and Takeovers) Regulations, 2011.

GENERATED ON: NSDL: CDSL:







**Table IV - Statement showing shareholding pattern of the Non Promoter- Non Public shareholder**

1	Category & Name of the shareholders	(i)	(iii)	(iv)	(v)	(vi)	Total nos. Depositor shares held (vii) = (A+B+C2)	Shareholding % calculate as per SCRR, 1957 As a % of (viii) As a (A+B+C2)	Number of Voting Rights held in each class of securities			Total as a % of (A+B+C)	No. of Shares Underlying conversion of convertible securities (including share Warrants) (x)	Shareholding %, as a % assuming full conversion of convertible securities (percentage of diluted share capital) (xi) =	Number of Locked In shares		Number of Shares pledged or otherwise encumbered		Number of equity shares held in dematerialised form (xiv)
									Class eg: X	Class eg: Y	Total (ix)				No. (a)	As a % of total Shares held (b)	No. (a)	As a % of total Shares held (b)	
1	Custodian/DR Holder Employee Benefit Trust / Employee Welfare Trust under SEBI (Share based Employee Benefits and Sweat Equity) Regulations, 2021		0	0	0	0	0	0.0000	0	0	0	0.0000	0	0.0000	0	0.0000	NA	NA	0
2	Total Non-Promoter- Non Public Shareholding (C) <sub>2</sub>		0	0	0	0	0	0.0000	0	0	0	0.0000	0	0.0000	0	0.0000	NA	NA	0

**Note :**

- (1) PAN would not be displayed on website of Stock Exchange(s).
- (2) The above format needs to be disclosed along with the names of the shareholders holding 1% or more than 1% of shares of the listed entity. Column no. (xiii) is not applicable in the above format.
- (3) W.r.t. the information pertaining to Depository Receipts, the same may be disclosed in the respective columns to the extent information available.

GENERATED ON :21/08/2023 NSDL : CDSL :



**Shareholding Pattern under Regulation 31 of SEBI (Listing Obligations and Disclosure Requirements) Regulations, 2015**

1.	Name of Listed Entity: AGL Industries Limited
2.	Scrip Code/Name of Scrip/Class of Security: NA
3.	Share Holding Pattern Filed under: Reg. 31(1)(a)/Reg. 31(1)(b)/Reg.31(1)(c)
	a. If under 31(1)(b) then indicate the report for Quarter ending : Post Scheme
	b. If under 31(1)(c) then indicate date of allotment/extinguishment
4.	Declaration: The Listed entity is required to submit the following declaration to the extent of submission of information:-

	Particulars	Yes*	No*
1	Whether the Listed Entity has issued any partly paid up shares?		No
2	Whether the Listed Entity has issued any Convertible Securities or Warrants?	Yes	
3	Whether the Listed Entity has any shares against which depository receipts are issued?		No
4	Whether the Listed Entity has any shares in Locked-in?	Yes	
5	Whether any shares held by promoters are pledge or otherwise encumbered?		No

\* If the Listed Entity selects the option 'No' for the questions above, the columns for the partly paid up shares, Outstanding Convertible Securities/Warrants, depository receipts, locked-in shares, No of shares pledged or otherwise encumbered by promoters, as applicable, shall not be displayed at the time of dissemination on the Stock Exchange website. Also wherever there is 'No' declared by Listed Entity in above table the values will be considered as 'Zero' by default on submission of the format of holding of specified securities.

GENERATED ON : \_\_\_\_\_ NSDL : \_\_\_\_\_ CDSL : \_\_\_\_\_



**AGL Industries Limited - Shareholding Pattern Post Scheme**

**Table 1 - Summary Statement holding of specified securities**

Category	Category of shareholder	Nos. of sharehold shares	No. of fully paid up equity shares held	No. of Partly paid-up equity shares held	No. of shares underlying Depository Receipts	Total nos. shares held	Shareholding as a % of total no. of shares (calculated as per SCRR, 1957)	Number of Voting Rights held in each class of securities			Total as a % of (A+B+C)	No. of Shares Underlying Outstanding convertible securities (including Warrants)	Shareholding, as a % assuming full conversion of convertible securities (as a percentage of diluted share capital)	Number of Locked in shares		Number of Shares pledged or otherwise encumbered		Number of equity shares held in dematerialised form
								Class eg: X	Class eg: Y	Class Total				No. (a)	As a % of total Shares held(b)	No. (a)	As a % of total Shares held(b)	
(I)	(II)	(III)	(IV)	(V)	(VI)	(VII) = (IV)+(V)+(VI)	(VIII) As a %	(IX)	(X)	(XI) = (VII)+(X)	(XII)	(XIII)	(XIV)					
(A)	Promoter & Promoter Group	1	1876000	0	0	1876000	100.0000	1876000	0	100.0000	0	0	0	0	0	0	1876000	
(B)	Public	0	0	0	0	0	0.0000	0	0	-	0	0	0	0	0	0	0	
(C)	Non Promoter - Public	0	0	0	0	0	0.0000	0	0	-	0	0	0	0	0	0	0	
(C1)	Shares Underlying DRs	0	0	0	0	0	0.0000	0	0	-	0	0	0	0	0	0	0	
(C2)	Shares Held By Employee Trust	0	0	0	0	0	0.0000	0	0	-	0	0	0	0	0	0	0	
	Total	1	1876000	0	0	1876000	100.0000	1876000	0	100.0000	0	0	0	0	0	0	1876000	

GENERATED ON : NSDL : CDSL :



**AGL Industries Limited - Shareholding Pattern Post Scheme**  
**Table II - Statement showing shareholding pattern of the Promoter and Promoter Group**

Category & Name of the shareholders	Entity Type	Nos. of share orders held	No. of fully paid up equity shares held	Partly paid-up equity shares held	No. of shares underlying Depository Receipts	Total nos. shares held (IV)+(V)+(VI)	Shareholding % calculated as per SCRR, 1957 as a % of (A+B+C2)	Number of Voting Rights held in each class of securities			No. of Shares Underlying Outstanding convertible securities (including Warrants)	Shareholding - as a % assuming full conversion of convertible securities [as a percentage of diluted share capital]	Number of Locked in shares		Number of Shares pledged or otherwise encumbered		Number of equity shares held in dematerialised form	
								Class eg: X	Class eg: Y	Class Total			(a)	(b)	(a)	(b)		
1	(i)	(ii)	(iii)	(iv)	(v)	(vi)	(vii) = (iv)+(v)+(vi)	(viii) as a % of (A+B+C2)	(ix)			(x)	(xi) = (viii)-(x)	(xii)	(xiii)	(xiv)		
(a) Individuals / Hindu Undivided Family		1	1875000	0	0	1875000	100.0000	1875000	0	1875000	100.0000	0	100.0000	0	0.0000	0	0.0000	1875000
(b) Central Government / State Government(s)		0	0	0	0	0	0	0	0	0	0	0	0	0	0	0	0	0
(c) Financial Institutions / Banks		0	0	0	0	0	0	0	0	0	0	0	0	0	0	0	0	0
(d) Any Other (Specify) - Body Corporate		1	1875000	0	0	1875000	100.0000	1875000	0	1875000	100.0000	0	100.0000	0	0.0000	0	0.0000	1875000
Sub Total (A)(1)		1	1875000	0	0	1875000	100.0000	1875000	0	1875000	100.0000	0	100.0000	0	0.0000	0	0.0000	1875000
Z Foreign																		
(a) Individuals (Non-Resident Individuals / Foreign Individuals)		0	0	0	0	0	0	0	0	0	0	0	0	0	0	0	0	0
(b) Government		0	0	0	0	0	0	0	0	0	0	0	0	0	0	0	0	0
(c) Institutions		0	0	0	0	0	0	0	0	0	0	0	0	0	0	0	0	0
(d) Foreign Portfolio Investor		0	0	0	0	0	0	0	0	0	0	0	0	0	0	0	0	0
(e) Any Other (Specify)		0	0	0	0	0	0	0	0	0	0	0	0	0	0	0	0	0
Sub Total (A)(2)		0	0	0	0	0	0	0	0	0	0	0	0	0	0	0	0	0
Total Shareholding Of Promoter And Promoter Group (A)=(A)(1)+(A)(2)		1	1875000	0	0	1875000	100.0000	1875000	0	1875000	100.0000	0	100.0000	0	0.0000	0	0.0000	1875000

Details of Shares which remain unclaimed may be given hear along with details such as number of shareholders, outstanding shares held in demat/unclaimed suspense account, voting rights which are frozen etc.


Note  
 (1) PAN would not be displayed on website of Stock Exchange(s)  
 (2) The term 'Encumbrance' has the same meaning as assigned under regulation 28(3) of SEBI (Substantial Acquisition of Shares and Takeovers) Regulations, 2011.

GENERATED ON : NSDL : CDSC :



AGL Industries Limited - Shareholding Pattern Post Scheme  
Table III - Statement showing shareholding pattern of the Public shareholder

1	(i)	(iii)	(iv)	(v)	(vi)	(vii) = (iv)+(v)+(vi)	(viii) As a % of (A+B+C)	(ix)			(x)	(xi) = (viii)-(x) As a % of (A+B+C)	(xii)		(xiii)	(xiv)	(xv)					
								Number of Voting Rights held in each class of securities		Total as a % of Total Voting Rights			No. of Shares Underlying Outstanding convertible securities (including Warrants)	Number of Locked in shares			Number of Shares pledged or otherwise encumbered	Number of equity shares held in dematerialised form	Sub-categorization of shares			
	Category & Name of the shareholders	No. of shareholder	No. of fully paid up equity shares held	Partly paid-up equity shares held	No. of shares underlying Depositor Receipts	Total nos. shares held	Shareholding % calculated as per SCRR, 1957 As a % of (A+B+C)	No of Voting Rights	Class eg: X	Class eg: Y	Total	No. of Shares Underlying Outstanding convertible securities (including Warrants)	Shareholding, as a % assuming full conversion of convertible securities (as a percentage of diluted share capital)	No. (a)	As a % of total Shares held (b)	As a % of total Shares held (a)	Number of equity shares held in dematerialised form	Shareholding (No. of shares) under	Sub-category (i)	Sub-category (ii)	Sub-category (iii)	
1	Institutions (Domestic)																					
(a)	Mutual Fund	0	0	0	0	0	0.0000	0	0	0	0.0000	0	0.0000	0	NDIV/01	NA	NA	0				
(b)	Venture Capital Funds	0	0	0	0	0	0.0000	0	0	0	0.0000	0	0.0000	0	NDIV/01	NA	NA	0				
(c)	Alternate Investment Funds	0	0	0	0	0	0.0000	0	0	0	0.0000	0	0.0000	0	NDIV/01	NA	NA	0				
(d)	Banks	0	0	0	0	0	0.0000	0	0	0	0.0000	0	0.0000	0	NDIV/01	NA	NA	0				
(e)	Insurance Companies	0	0	0	0	0	0.0000	0	0	0	0.0000	0	0.0000	0	NDIV/01	NA	NA	0				
(f)	Provident Funds / Pension Funds	0	0	0	0	0	0.0000	0	0	0	0.0000	0	0.0000	0	NDIV/01	NA	NA	0				
(g)	Asset Reconstruction Companies	0	0	0	0	0	0.0000	0	0	0	0.0000	0	0.0000	0	NDIV/01	NA	NA	0				
(h)	Sovereign Wealth Funds	0	0	0	0	0	0.0000	0	0	0	0.0000	0	0.0000	0	NDIV/01	NA	NA	0				
(i)	NBFC registered with RBI	0	0	0	0	0	0.0000	0	0	0	0.0000	0	0.0000	0	NDIV/01	NA	NA	0				
(j)	Other Financial Institutions	0	0	0	0	0	0.0000	0	0	0	0.0000	0	0.0000	0	NDIV/01	NA	NA	0				
(k)	Any Other (Specify)	0	0	0	0	0	0.0000	0	0	0	0.0000	0	0.0000	0	NDIV/01	NA	NA	0				
2	Sub Total (B)(1)	0	0	0	0	0	0.0000	0	0	0	0.0000	0	0.0000	0	NDIV/01	NA	NA	0				
(a)	Institutions (Foreign)																					
(b)	Foreign Direct Investment	0	0	0	0	0	0.0000	0	0	0	0.0000	0	0.0000	0	NDIV/01	NA	NA	0				
(c)	Foreign Venture Capital Investors	0	0	0	0	0	0.0000	0	0	0	0.0000	0	0.0000	0	NDIV/01	NA	NA	0				
(d)	Sovereign Wealth Funds	0	0	0	0	0	0.0000	0	0	0	0.0000	0	0.0000	0	NDIV/01	NA	NA	0				
(e)	Foreign Portfolio Investors Category I	0	0	0	0	0	0.0000	0	0	0	0.0000	0	0.0000	0	NDIV/01	NA	NA	0				
(f)	Foreign Portfolio Investors Category II	0	0	0	0	0	0.0000	0	0	0	0.0000	0	0.0000	0	NDIV/01	NA	NA	0				
(g)	Overseas Depositories/holding DRs (balancing figure)	0	0	0	0	0	0.0000	0	0	0	0.0000	0	0.0000	0	NDIV/01	NA	NA	0				
(h)	Any Other (Specify)	0	0	0	0	0	0.0000	0	0	0	0.0000	0	0.0000	0	NDIV/01	NA	NA	0				
(i)	Sub Total (B)(2)	0	0	0	0	0	0.0000	0	0	0	0.0000	0	0.0000	0	NDIV/01	NA	NA	0				
3	Central Government/ State Government(s)	0	0	0	0	0	0.0000	0	0	0	0.0000	0	0.0000	0	NDIV/01	NA	NA	0				
(a)	Central Government / President of India	0	0	0	0	0	0.0000	0	0	0	0.0000	0	0.0000	0	NDIV/01	NA	NA	0				
(b)	State Government / Governor	0	0	0	0	0	0.0000	0	0	0	0.0000	0	0.0000	0	NDIV/01	NA	NA	0				
(c)	Shareholding by Companies or Bodies Corporate where Central / State Government is a Promoter	0	0	0	0	0	0.0000	0	0	0	0.0000	0	0.0000	0	NDIV/01	NA	NA	0				
4	Sub Total (B)(3)	0	0	0	0	0	0.0000	0	0	0	0.0000	0	0.0000	0	NDIV/01	NA	NA	0				
(a)	Associate companies / Subsidiaries	0	0	0	0	0	0.0000	0	0	0	0.0000	0	0.0000	0	NDIV/01	NA	NA	0				
(b)	Directors and their relatives (including Independent Directors and non-Independent Directors)	0	0	0	0	0	0.0000	0	0	0	0.0000	0	0.0000	0	NDIV/01	NA	NA	0				
(c)	Key Managerial Personnel	0	0	0	0	0	0.0000	0	0	0	0.0000	0	0.0000	0	NDIV/01	NA	NA	0				
(d)	Relatives of promoters (other than 'immediate relatives' of promoters disclosed under 'Promoter and Promoter Group' category)	0	0	0	0	0	0.0000	0	0	0	0.0000	0	0.0000	0	NDIV/01	NA	NA	0				





**AGL Industries Limited - Shareholding Pattern Post Scheme**

**Table IV - Statement showing shareholding pattern of the Non Promoter- Non Public shareholder**

	Category & Name of the shareholders	Nos. of shares held	No. of fully paid up equity shares held	Partly paid-up equity shares held	No. of shares underlying Depository Receipts held	Total nos. shares held (A+B+C)	Shareholding % calculate d as per SCRR, 1957 As a % of (A+B+C)	Number of Voting Rights held in each class of securities			Total as a % of (A+B+C)	No. of Shares Underlying conversion of convertible securities (including share Warrants)	Shareholding % as a % assuming full conversion of convertible securities (percentage of allotted share capital) (XI)=	Number of Locked in shares		Number of Shares pledged or otherwise encumbered		Number of equity shares held in dematerialised form (XIV)
								Class eg: X	Class eg: Y	Total				No. (a)	As a % of total Shares held(b)	No. (a)	As a % of total Shares held(b)	
1	Custodian/DR Holder (i)	(iii)	(iv)	(v)	(vi)	(vii) =	(viii) as a % of (A+B+C)	(ix)	(x)	(xi) =	(xii)	(xiii)	(xiv)					
2	Employee Benefit Trust / Employee Welfare Trust under SEBI (Share based Employee Benefits and Sweat Equity) Regulations, 2021	0	0	0	0	0	0.0000	0	0	0	0.0000	0	0.0000	NA	NA	0		
	Total Non-Promoter- Non Public Shareholding (C)=	0	0	0	0	0	0.0000	0	0	0	0.0000	0	0.0000	NA	NA	0		

**Note :**

- (1) PAN would not be displayed on website of Stock Exchange(s).
- (2) The above format needs to be disclosed along with the names of the shareholders holding 1% or more than 1% of shares of the listed entity. Column no. (Xiii) is not applicable in the above format.
- (3) W.r.t. the information pertaining to Depository Receipts, the same may be disclosed in the respective columns to the extent information available.

GENERATED ON :

NSDL :

CDSL :



**Shareholding Pattern under Regulation 31 of SEBI (Listing Obligations and Disclosure Requirements) Regulations, 2015**

1.	Name of Listed Entity: Amazone Ceramics Limited				
2.	Scrip Code/Name of Scrip/Class of Security: NA				
3.	Share Holding Pattern Filed under: Reg. 31(1)(a)/Reg. 31(1)(b)/Reg.31(1)(c) <table border="1" style="width: 100%; margin-top: 5px;"> <tr> <td>a.</td> <td>If under 31(1)(b) then indicate the report for Quarter ending : Post Scheme</td> </tr> <tr> <td>b.</td> <td>If under 31(1)(c) then indicate date of allotment/extinguishment</td> </tr> </table>	a.	If under 31(1)(b) then indicate the report for Quarter ending : Post Scheme	b.	If under 31(1)(c) then indicate date of allotment/extinguishment
a.	If under 31(1)(b) then indicate the report for Quarter ending : Post Scheme				
b.	If under 31(1)(c) then indicate date of allotment/extinguishment				
4.	Declaration: The Listed entity is required to submit the following declaration to the extent of submission of information:-				

Particulars		Yes*	No*
1	Whether the Listed Entity has issued any partly paid up shares?		No
2	Whether the Listed Entity has issued any Convertible Securities or Warrants?	Yes	
3	Whether the Listed Entity has any shares against which depository receipts are issued?		No
4	Whether the Listed Entity has any shares in locked-in?	Yes	
5	Whether any shares held by promoters are pledge or otherwise encumbered?		No

\* If the Listed Entity selects the option 'No' for the questions above, the columns for the partly paid up shares, Outstanding Convertible Securities/Warrants, depository receipts, locked-in shares, No of shares pledged or otherwise encumbered by promoters, as applicable, shall not be displayed at the time of dissemination on the Stock Exchange website. Also wherever there is 'No' declared by Listed Entity in above table the values will be considered as 'Zero' by default on submission of the format of holding of specified securities.

GENERATED ON : NSDL : CDSL :



**Amazone Ceramics Limited - Shareholding Pattern Post Scheme**  
**Table - Summary Statement holding of specified securities**

Category of shareholder	No. of sharehold ers	No. of fully paid up equity shares held	No. of Partly paid-up equity shares held	No. of shares underlying Depositor Receipts	Total nos. Shares held	Shareholding as a % of total no. of shares (calculated as per SCRR, 1957)	Number of Voting Rights held in each class of securities			Total as a % of (A+B+C)	No. of Shares Underlying Outstanding convertible securities (including Warrants)	Shareholding, as a % assuming full conversion of convertible securities ( as a diluted share capital)	Number of Locked in shares		Number of Shares pledged or otherwise encumbered	Number of equity shares held in dematerialised form
							Class eg: X	Class eg: Y	Total				No. (a)	As a % of total Shares held(b)		
(i)	(ii)	(iii)	(iv)	(v)	(vi) = (iv)+(v)+ (vi)	(vii) As a %	(ix)			(x)	(xi) = (vii)+(ix)	(xii)	(xiii)	(xiv)		
(A) Promoter & Promoter Group	1	29282207	0	0	29282207	100.0000	29282207	0	0	29282207	100.0000	0	0	0	0.0000	29282207
(B) Public	0	0	0	0	0	0.0000	0	0	0	0.0000	-	0	0	0	0.0000	0
(C) Non Promoter - Public	0	0	0	0	0	0.0000	0	0	0	0.0000	-	0	0	0	0.0000	0
(C1) Shares Underlying DRs	0	0	0	0	0	0.0000	0	0	0	0.0000	-	0	0	0	0.0000	0
(C2) Shares Held By Employee Trust	0	0	0	0	0	0.0000	0	0	0	0.0000	-	0	0	0	0.0000	0
<b>Total</b>	<b>1</b>	<b>29282207</b>	<b>0</b>	<b>0</b>	<b>29282207</b>	<b>100.0000</b>	<b>29282207</b>	<b>0</b>	<b>0</b>	<b>29282207</b>	<b>100.0000</b>	<b>0</b>	<b>0</b>	<b>0</b>	<b>0.0000</b>	<b>29282207</b>

GENERATED ON : NSDL : CDSL :



**Amazone Ceramics Limited - Shareholding Pattern Post Scheme**  
**Table II - Statement showing shareholding pattern of the Promoter and Promoter Group**

Category & Name of the shareholders	Entity Type	Nos. of shares held	No. of fully paid up equity shares held	Partly paid-up equity shares held	No. of shares underlying Depository Receipts	Total nos. (IV)+(V)+(VI)	Shareholding % calculated as per SCRR, 1957 as a % of (A+B+C2)	Number of Voting Rights held in each class of securities			No. of Shares Underlying Outstanding convertible securities (including Warrants)	Shareholding as a % assuming full conversion of convertible securities (as a percentage of diluted share capital)	Number of Locked in shares		Number of Shares pledged or otherwise encumbered		Number of equity shares held in dematerialised form	
								Class eq: X	Class eq: Y	Class Total			Total as a % of Total Voting Rights	No. (a)	As a % of total Shares held (b)	No. (a)		As a % of total Shares held (b)
(i)		(iii)	(iv)	(v)	(vi)	(vii) = (iv)+(v)+(vi)	(viii) As a % of (A+B+C2)	(ix)			(x)	(xi) = (vii)+(x) As a % of (A+B+C2)	(xii)	(xiii)	(xiv)	(xv)		
1. Indian																		
(a) Individuals / Hindu Undivided Family		1	29282207	0	0	29282207	1.0000	29282207	0	29282207	1.0000	0	0.0000	0	0.0000	0	0.0000	29282207
(b) Central Government / State Government(s)		0	0	0	0	0	-	0	0	0	0.0000	0	0.0000	0	0.0000	0	0.0000	0
(c) Financial Institutions / Banks		0	0	0	0	0	-	0	0	0	0.0000	0	0.0000	0	0.0000	0	0.0000	0
(d) Any Other (Specify) - Body Corporate		1	29282207	0	0	29282207	1.0000	29282207	0	29282207	1.0000	0	0.0000	0	0.0000	0	0.0000	29282207
Sub Total (A)(1)		1	29282207	0	0	29282207	1.0000	29282207	0	29282207	1.0000	0	0.0000	0	0.0000	0	0.0000	29282207
2. Foreign																		
(a) Individuals (Non-Resident Individuals / Foreign Individuals)		0	0	0	0	0	-	0	0	0	0.0000	0	0.0000	0	0.0000	0	0.0000	0
(b) Government		0	0	0	0	0	-	0	0	0	0.0000	0	0.0000	0	0.0000	0	0.0000	0
(c) Institutions		0	0	0	0	0	-	0	0	0	0.0000	0	0.0000	0	0.0000	0	0.0000	0
(d) Foreign Portfolio Investor		0	0	0	0	0	-	0	0	0	0.0000	0	0.0000	0	0.0000	0	0.0000	0
(e) Any Other (Specify)		0	0	0	0	0	-	0	0	0	0.0000	0	0.0000	0	0.0000	0	0.0000	0
Sub Total (A)(2)		0	0	0	0	0	-	0	0	0	0.0000	0	0.0000	0	0.0000	0	0.0000	0
Total Shareholding Of Promoter And Promoter Group (A)=(A)(1)+(A)(2)		1	29282207	0	0	29282207	1.0000	29282207	0	29282207	1.0000	0	0.0000	0	0.0000	0	0.0000	29282207

Details of shares which remain unclaimed may be given hear along with details such as number of shareholders, outstanding shares held in demat/unclaimed suspense account, voting rights which are frozen etc.

Note

(1) PAN would not be displayed on website of Stock Exchange(s)

(2) The term 'Encumbrance' has the same meaning as assigned under regulation 28(3) of SEBI (Substantial Acquisition of Shares and Takeovers) Regulations, 2011.

GENERATED ON : NSDL : CSCL :



**Amazone Ceramics Limited - Shareholding Pattern Post Scheme**

**Table III - Statement showing shareholding pattern of the Public shareholder**

(i)	(ii)	(iii)	(iv)	(v)	(vi)	(vii) = (iv)+(v)+(vi)	(viii) As a % of (A+B+C)	(ix)			(x)	(xi) = (viii)-(xi) As a % of (A+B+C)	(xii)		(xiii)	(xiv)	(xv)		
								Number of Voting Rights held in each class of securities		Total as a % of Total Voting Rights			No. of Shares Underlying Outstanding convertible securities (including Warrants)	Number of Locked In Shares			Shares pledged or encumbered	Number of equity shares held in dematerialized form	Sub-categorization of shares under
					No. of shares under Depository Receipts	Shareholder as per SCRR, 1957 as a % of (A+B+C)		Class eg: X	Class eg: Y	Total		(a)	(b)		(i)	(ii)	(iii)		
1	Institutions (Domestic)																		
(a)	Mutual Fund	0	0	0	0	0	0.0000	0	0	0	0.0000	0	0	0	0	0	0	0	
(b)	Venture Capital Funds	0	0	0	0	0	0.0000	0	0	0	0.0000	0	0	0	0	0	0	0	
(c)	Alternative Investment Funds	0	0	0	0	0	0.0000	0	0	0	0.0000	0	0	0	0	0	0	0	
(d)	Banks	0	0	0	0	0	0.0000	0	0	0	0.0000	0	0	0	0	0	0	0	
(e)	Insurance Companies	0	0	0	0	0	0.0000	0	0	0	0.0000	0	0	0	0	0	0	0	
(f)	Provident Funds/ Pension Funds	0	0	0	0	0	0.0000	0	0	0	0.0000	0	0	0	0	0	0	0	
(g)	Asset Reconstruction Companies	0	0	0	0	0	0.0000	0	0	0	0.0000	0	0	0	0	0	0	0	
(h)	Sovereign Wealth Funds	0	0	0	0	0	0.0000	0	0	0	0.0000	0	0	0	0	0	0	0	
(i)	NBFC registered with RBI	0	0	0	0	0	0.0000	0	0	0	0.0000	0	0	0	0	0	0	0	
(j)	Other Financial Institutions	0	0	0	0	0	0.0000	0	0	0	0.0000	0	0	0	0	0	0	0	
(k)	Any Other (Specify)	0	0	0	0	0	0.0000	0	0	0	0.0000	0	0	0	0	0	0	0	
(l)	Sub Total (A-I)	0	0	0	0	0	0.0000	0	0	0	0.0000	0	0	0	0	0	0	0	
2	Institutions (Foreign)																		
(a)	Foreign Direct Investment	0	0	0	0	0	0.0000	0	0	0	0.0000	0	0	0	0	0	0	0	
(b)	Foreign Venture Capital Investors	0	0	0	0	0	0.0000	0	0	0	0.0000	0	0	0	0	0	0	0	
(c)	Sovereign Wealth Funds	0	0	0	0	0	0.0000	0	0	0	0.0000	0	0	0	0	0	0	0	
(d)	Foreign Portfolio Investors Category I	0	0	0	0	0	0.0000	0	0	0	0.0000	0	0	0	0	0	0	0	
(e)	Foreign Portfolio Investors Category II	0	0	0	0	0	0.0000	0	0	0	0.0000	0	0	0	0	0	0	0	
(f)	Overseas Depository Holding (DR) (balancing figure)	0	0	0	0	0	0.0000	0	0	0	0.0000	0	0	0	0	0	0	0	
(g)	Any Other (Specify)	0	0	0	0	0	0.0000	0	0	0	0.0000	0	0	0	0	0	0	0	
(h)	Sub Total (B-I)	0	0	0	0	0	0.0000	0	0	0	0.0000	0	0	0	0	0	0	0	
3	Central Government/ State Government(s)																		
(a)	Central Government/ President of India	0	0	0	0	0	0.0000	0	0	0	0.0000	0	0	0	0	0	0	0	
(b)	State Government/ Governor	0	0	0	0	0	0.0000	0	0	0	0.0000	0	0	0	0	0	0	0	
(c)	Shareholding by Companies or Bodies Corporate where Central / State Government is a promoter	0	0	0	0	0	0.0000	0	0	0	0.0000	0	0	0	0	0	0	0	
(d)	Sub Total (B-I)	0	0	0	0	0	0.0000	0	0	0	0.0000	0	0	0	0	0	0	0	
4	Non-Institutions																		
(a)	Associate companies / Subsidiaries	0	0	0	0	0	0.0000	0	0	0	0.0000	0	0	0	0	0	0	0	
(b)	Directors and their relatives (excluding Independent Directors and nominee Directors)	0	0	0	0	0	0.0000	0	0	0	0.0000	0	0	0	0	0	0	0	
(c)	Key Managerial Personnel	0	0	0	0	0	0.0000	0	0	0	0.0000	0	0	0	0	0	0	0	
(d)	Relatives of promoters (other than immediate relatives of promoters disclosed under Promoter and Promoter Group category)	0	0	0	0	0	0.0000	0	0	0	0.0000	0	0	0	0	0	0	0	





**Amazoone Ceramics Limited - Shareholding Pattern Post Scheme**

**Table IV - Statement showing shareholding pattern of the Non Promoter- Non Public shareholder**

	Category & Name of the shareholders	(i)	(ii)	(iii)	(iv)	(v)	(vi)	(vii) = (A+B+C2)	(viii) As a % of (A+B+C2)	Number of Voting Rights held in each class of securities			Total as a % of (A+B+C)	(x)	(xi) =	Number of Locked in shares		Number of Shares pledged or otherwise encumbered		(xiv)
										Class eg: X	Class eg: Y	Total				No. (a)	As a % of total Shares held (b)	No. (a)	As a % of total Shares held (b)	
1	Custodian/DR Holder	0	0	0	0	0	0	0	0.0000	0	0	0	0.0000	0	0.0000	0	0.0000	NA	NA	0
2	Employee Benefit Trust / Employee Welfare Trust under SEBI (Share based Employee Benefits and Sweat Equity) Regulations, 2021	0	0	0	0	0	0	0	0.0000	0	0	0	0.0000	0	0.0000	0	0.0000	NA	NA	0
	Total Non-Promoter- Non Public Shareholding (C)= (C1)+(C2)	0	0	0	0	0	0	0	0.0000	0	0	0	0.0000	0	0.0000	0	0.0000	NA	NA	0

Note :

- (1) PAN would not be displayed on website of Stock Exchange(s).
- (2) The above format needs to be disclosed along with the names of the shareholders holding 1% or more than 1% of shares of the listed entity. Column no. (xiii) is not applicable in the above format.
- (3) W.r.t. the information pertaining to Depository Receipts, the same may be disclosed in the respective columns to the extent information available.

GENERATED ON :

NSDL :

CDSL :

